

# Tax Computation Report Putnam County

Taxing District 001 - Hennepin / Senachwine Multi-Township Assessor

Equalization Factor 1.0000

Property Type	Total EAV	Rate Setting EAV	PTELL Values
Farm	17,908,204	17,908,204	EZ Value Abated 0
Residential	45,124,842	45,124,842	EZ Tax Abated \$0.00
Commercial	2,137,830	2,137,830	New Property 4,360,720
Industrial	58,792,524	58,792,524	Annexation EAV 0
Mineral	0	0	Disconnection EAV 0
State Railroad	1,155,750	1,155,750	Recovered TIF EAV 0
Local Railroad	0	0	Recovered EZ EAV 0
County Total	125,119,150	125,119,150	Aggregate Ext. Base 0
Total + Overlap	125,119,150	125,119,150	TIF Increment 0

Fund/Name	Levy Request	Maximum Rate	Calc'd Rate	Actual Rate	Non-PTELL Total Extension	Limited Rate	Certified Rate	Total Extension	Total Extension After TIF & EZ	Total Extension w/Overlaps
147 ASSESSING PURPOSES	12,482	0.00000	0.009976	0.00998	\$12,486.89	0.00998	0.00998	\$12,486.89	\$12,486.89	\$12,486.89
Totals (Capped)	12,482		0.009976	0.00998	\$12,486.89	0.00998	0.00998	\$12,486.89	\$12,486.89	\$12,486.89
Totals (Not Capped)	0		0.000000	0.00000	\$0.00	0.00000	0.00000	\$0.00	\$0.00	\$0.00
Totals (All)	12,482		0.009976	0.00998	\$12,486.89	0.00998	0.00998	\$12,486.89	\$12,486.89	\$12,486.89

State of Illinois )  
 SS )  
 County of Putnam )

I, Tina Dolder, Putnam County Clerk for the County of Putnam, in the State of Illinois, and keeper of the records pertaining to valuations and taxes, DO HEREBY CERTIFY the attached printouts to be true and complete copies of the 2021 tax levies, equalized assessed values, rates, and extensions for the taxing districts in Putnam County which overlap your County.  
 IN TESTIMONY WHEREOF, I have hereunto subscribed my hand and affixed the seal of Putnam County, in my office in Hennepin, Illinois, on this 10th day of May, 2022

( SEAL ) Tina Dolder, Putnam County Clerk

# Tax Computation Report Putnam County

Taxing District 005 - Unit School District 005

Equalization Factor 1.0000

Property Type	Total EAV	Rate Setting EAV	PTELL Values	Overlapping County	Overlap EAV
Farm	7,935,055	7,935,055	EZ Value Abated 0	Bureau County	739,690
Residential	27,917,207	27,917,207	EZ Tax Abated \$0.00	Marshall County	74,535,086
Commercial	419,698	419,698	New Property 334,447	<b>Total</b>	<b>75,274,776</b>
Industrial	1,055,581	1,055,581	Annexation EAV 0	<i>* denotes use of estimated EAV</i>	
Mineral	0	0	Disconnection EAV 0		
State Railroad	918,309	918,309	Recovered TIF EAV 0		
Local Railroad	0	0	Recovered EZ EAV 0		
<b>County Total</b>	<b>38,245,850</b>	<b>38,245,850</b>	Aggregate Ext. Base 0		
<b>Total + Overlap</b>	<b>113,520,626</b>	<b>113,520,626</b>	TIF Increment 0		

Fund/Name	Levy Request	Maximum Rate	Calc'd Rate	Actual Rate	Non-PTELL Total Extension	Limited Rate	Certified Rate	Total Extension	Total Extension After TIF & EZ	Total Extension w/Overlaps
002 EDUCATION	3,325,000	2.88000	2.928983	2.88000	\$1,101,480.48	2.88000	2.88000	\$1,101,480.48	\$1,101,480.48	\$3,269,394.03
003 BONDS AND INTEREST	0	0.00000	0.000000	0.00000	\$0.00	0.00000	0.00000	\$0.00	\$0.00	\$0.00
004 OPERATIONS & MAINTENAN	700,000	0.60000	0.616628	0.60000	\$229,475.10	0.60000	0.60000	\$229,475.10	\$229,475.10	\$681,123.76
005 I. M. R. F.	100,000	0.00000	0.088090	0.08809	\$33,690.77	0.08809	0.08809	\$33,690.77	\$33,690.77	\$100,000.32
030 TRANSPORTATION SYSTEM	245,000	0.20000	0.215820	0.20000	\$76,491.70	0.20000	0.20000	\$76,491.70	\$76,491.70	\$227,041.25
031 WORKING CASH	60,000	0.05000	0.052854	0.05000	\$19,122.93	0.05000	0.05000	\$19,122.93	\$19,122.93	\$56,760.31
032 FIRE PREV/SFTY/ENERGY	60,000	0.05000	0.052854	0.05000	\$19,122.93	0.05000	0.05000	\$19,122.93	\$19,122.93	\$56,760.31
033 SPECIAL EDUCATION	50,000	0.04000	0.044045	0.04000	\$15,298.34	0.04000	0.04000	\$15,298.34	\$15,298.34	\$45,408.25
035 TORT IMMUNITY INSURANCI	300,000	0.00000	0.264269	0.26427	\$101,072.31	0.26427	0.26427	\$101,072.31	\$101,072.31	\$300,000.96
047 SOCIAL SECURITY	100,000	0.00000	0.088090	0.08809	\$33,690.77	0.08809	0.08809	\$33,690.77	\$33,690.77	\$100,000.32
057 LEASING	60,000	0.05000	0.052854	0.05000	\$19,122.93	0.05000	0.05000	\$19,122.93	\$19,122.93	\$56,760.31
<b>Totals (Capped)</b>	<b>5,000,000</b>		<b>4.404487</b>	<b>4.31045</b>	<b>\$1,648,568.26</b>	<b>4.31045</b>	<b>4.31045</b>	<b>\$1,648,568.26</b>	<b>\$1,648,568.26</b>	<b>\$4,893,249.82</b>
<b>Totals (Not Capped)</b>	<b>0</b>		<b>0.000000</b>	<b>0.00000</b>	<b>\$0.00</b>	<b>0.00000</b>	<b>0.00000</b>	<b>\$0.00</b>	<b>\$0.00</b>	<b>\$0.00</b>
<b>Totals (All)</b>	<b>5,000,000</b>		<b>4.404487</b>	<b>4.31045</b>	<b>\$1,648,568.26</b>	<b>4.31045</b>	<b>4.31045</b>	<b>\$1,648,568.26</b>	<b>\$1,648,568.26</b>	<b>\$4,893,249.82</b>

State of Illinois )  
 SS )  
 County of Putnam )

I, Tina Dolder, Putnam County Clerk for the County of Putnam, in the State of Illinois, and keeper of the records pertaining to valuations and taxes, DO HEREBY CERTIFY the attached printouts to be true and complete copies of the 2021 tax levies, equalized assessed values, rates, and extensions for the taxing districts in Putnam County which overlap your County.  
 IN TESTIMONY WHEREOF, I have hereunto subscribed my hand and affixed the seal of Putnam County, in my office in Hennepin, Illinois, on this 10th day of May, 2022

( SEAL ) Tina Dolder, Putnam County Clerk

# Tax Computation Report Putnam County

Taxing District 115 - Grade School District 115

Equalization Factor 1.0000

Property Type	Total EAV	Rate Setting EAV	PTELL Values	Overlapping County	Overlap EAV
Farm	399,550	399,550	EZ Value Abated	Bureau County	277,835,914
Residential	0	0	EZ Tax Abated	<b>Total</b>	<b>277,835,914</b>
Commercial	0	0	New Property	<i>* denotes use of estimated EAV</i>	
Industrial	0	0	Annexation EAV		
Mineral	0	0	Disconnection EAV		
State Railroad	0	0	Recovered TIF EAV		
Local Railroad	0	0	Recovered EZ EAV		
<b>County Total</b>	<b>399,550</b>	<b>399,550</b>	Aggregate Ext. Base		
<b>Total + Overlap</b>	<b>278,235,464</b>	<b>278,235,464</b>	TIF Increment		

Fund/Name	Levy Request	Maximum Rate	Calc'd Rate	Actual Rate	Non-PTELL Total Extension	Limited Rate	Certified Rate	Total Extension	Total Extension After TIF & EZ	Total Extension w/Overlaps
002 EDUCATION	5,849,253	2.10000	2.102267	2.10000	\$8,390.55	2.10000	2.10000	\$8,390.55	\$8,390.55	\$5,842,944.74
003 BONDS AND INTEREST	0	0.00000	0.000000	0.00000	\$0.00	0.00000	0.00000	\$0.00	\$0.00	\$0.00
004 OPERATIONS & MAINTENAN	696,340	0.25000	0.250270	0.25000	\$998.88	0.25000	0.25000	\$998.88	\$998.88	\$695,588.66
005 I. M. R. F.	0	0.00000	0.000000	0.00000	\$0.00	0.00000	0.00000	\$0.00	\$0.00	\$0.00
030 TRANSPORTATION SYSTEM	334,243	0.12000	0.120130	0.12000	\$479.46	0.12000	0.12000	\$479.46	\$479.46	\$333,882.56
031 WORKING CASH	139,268	0.05000	0.050054	0.05000	\$199.78	0.05000	0.05000	\$199.78	\$199.78	\$139,117.73
032 FIRE PREV/SFTY/ENERGY	139,268	0.05000	0.050054	0.05000	\$199.78	0.05000	0.05000	\$199.78	\$199.78	\$139,117.73
033 SPECIAL EDUCATION	55,707	0.02000	0.020022	0.02000	\$79.91	0.02000	0.02000	\$79.91	\$79.91	\$55,647.09
035 INSURANCE	874,045	0.00000	0.314139	0.31414	\$1,255.15	0.31414	0.31414	\$1,255.15	\$1,255.15	\$874,048.89
047 SOCIAL SECURITY	440,087	0.00000	0.158171	0.15818	\$632.01	0.15818	0.15818	\$632.01	\$632.01	\$440,112.86
057 LEASE/PURCHASE/RENTAL	139,268	0.05000	0.050054	0.05000	\$199.78	0.05000	0.05000	\$199.78	\$199.78	\$139,117.73
<b>Totals (Capped)</b>	<b>8,667,479</b>		<b>3.115161</b>	<b>3.11232</b>	<b>\$12,435.30</b>	<b>3.11232</b>	<b>3.11232</b>	<b>\$12,435.30</b>	<b>\$12,435.30</b>	<b>\$8,659,577.99</b>
<b>Totals (Not Capped)</b>	<b>0</b>		<b>0.000000</b>	<b>0.00000</b>	<b>\$0.00</b>	<b>0.00000</b>	<b>0.00000</b>	<b>\$0.00</b>	<b>\$0.00</b>	<b>\$0.00</b>
<b>Totals (All)</b>	<b>8,667,479</b>		<b>3.115161</b>	<b>3.11232</b>	<b>\$12,435.30</b>	<b>3.11232</b>	<b>3.11232</b>	<b>\$12,435.30</b>	<b>\$12,435.30</b>	<b>\$8,659,577.99</b>

State of Illinois )  
 SS )  
 County of Putnam )

I, Tina Dolder, Putnam County Clerk for the County of Putnam, in the State of Illinois, and keeper of the records pertaining to valuations and taxes, DO HEREBY CERTIFY the attached printouts to be true and complete copies of the 2021 tax levies, equalized assessed values, rates, and extensions for the taxing districts in Putnam County which overlap your County.  
 IN TESTIMONY WHEREOF, I have hereunto subscribed my hand and affixed the seal of Putnam County, in my office in Hennepin, Illinois, on this 10th day of May, 2022

( SEAL ) Tina Dolder, Putnam County Clerk

# Tax Computation Report Putnam County

Taxing District 500 - High School District 500


Equalization Factor 1.0000

Property Type	Total EAV	Rate Setting EAV	PTELL Values	Overlapping County	Overlap EAV
Farm	399,550	399,550	EZ Value Abated 0	Bureau County	300,036,896
Residential	0	0	EZ Tax Abated \$0.00	<b>Total</b>	<b>300,036,896</b>
Commercial	0	0	New Property 0	<i>* denotes use of estimated EAV</i>	
Industrial	0	0	Annexation EAV 0		
Mineral	0	0	Disconnection EAV 0		
State Railroad	0	0	Recovered TIF EAV 0		
Local Railroad	0	0	Recovered EZ EAV 0		
<b>County Total</b>	<b>399,550</b>	<b>399,550</b>	Aggregate Ext. Base 0		
<b>Total + Overlap</b>	<b>300,436,446</b>	<b>300,436,446</b>	TIF Increment 0		

Fund/Name	Levy Request	Maximum Rate	Calc'd Rate	Actual Rate	Non-PTELL Total Extension	Limited Rate	Certified Rate	Total Extension	Total Extension After TIF & EZ	Total Extension w/Overlaps
002 EDUCATION	2,794,000	0.92000	0.929980	0.92000	\$3,675.86	0.92000	0.92000	\$3,675.86	\$3,675.86	\$2,764,015.30
003 BONDS AND INTEREST	850,200	0.00000	0.282988	0.28299	\$1,130.69	0.28299	0.28299	\$1,130.69	\$1,130.69	\$850,205.10
004 OPERATIONS & MAINTENAN	759,200	0.25000	0.252699	0.25000	\$998.88	0.25000	0.25000	\$998.88	\$998.88	\$751,091.12
005 I. M. R. F.	70,000	0.00000	0.023299	0.02330	\$93.10	0.02330	0.02330	\$93.10	\$93.10	\$70,001.69
030 TRANSPORTATION SYSTEM	364,400	0.12000	0.121290	0.12000	\$479.46	0.12000	0.12000	\$479.46	\$479.46	\$360,523.74
031 WORKING CASH	151,800	0.05000	0.050527	0.05000	\$199.78	0.05000	0.05000	\$199.78	\$199.78	\$150,218.22
032 FIRE PREV/SFTY/ENERGY	151,800	0.05000	0.050527	0.05000	\$199.78	0.05000	0.05000	\$199.78	\$199.78	\$150,218.22
033 SPECIAL EDUCATION	60,700	0.02000	0.020204	0.02000	\$79.91	0.02000	0.02000	\$79.91	\$79.91	\$60,087.29
035 INSURANCE	675,000	0.00000	0.224673	0.22468	\$897.71	0.22468	0.22468	\$897.71	\$897.71	\$675,020.61
047 SOCIAL SECURITY	70,000	0.00000	0.023299	0.02330	\$93.10	0.02330	0.02330	\$93.10	\$93.10	\$70,001.69
057 LEASE/PURCHASE/RENTAL	151,800	0.05000	0.050527	0.05000	\$199.78	0.05000	0.05000	\$199.78	\$199.78	\$150,218.22
<b>Totals (Capped)</b>	<b>6,098,900</b>		<b>2.030013</b>	<b>2.01427</b>	<b>\$8,048.05</b>	<b>2.01427</b>	<b>2.01427</b>	<b>\$8,048.05</b>	<b>\$8,048.05</b>	<b>\$6,051,601.20</b>
<b>Totals (Not Capped)</b>	<b>0</b>		<b>0.000000</b>	<b>0.00000</b>	<b>\$0.00</b>	<b>0.00000</b>	<b>0.00000</b>	<b>\$0.00</b>	<b>\$0.00</b>	<b>\$0.00</b>
<b>Totals (All)</b>	<b>6,098,900</b>		<b>2.030013</b>	<b>2.01427</b>	<b>\$8,048.05</b>	<b>2.01427</b>	<b>2.01427</b>	<b>\$8,048.05</b>	<b>\$8,048.05</b>	<b>\$6,051,601.20</b>

State of Illinois )  
 SS )  
 County of Putnam )

I, Tina Dolder, Putnam County Clerk for the County of Putnam, in the State of Illinois, and keeper of the records pertaining to valuations and taxes, DO HEREBY CERTIFY the attached printouts to be true and complete copies of the 2021 tax levies, equalized assessed values, rates, and extensions for the taxing districts in Putnam County which overlap your County.  
 IN TESTIMONY WHEREOF, I have hereunto subscribed my hand and affixed the seal of Putnam County, in my office in Hennepin, Illinois, on this 10th day of May, 2022



( SEAL ) Tina Dolder, Putnam County Clerk

# Tax Computation Report Putnam County

Taxing District 513 - Junior College 513

Equalization Factor 1.0000

Property Type	Total EAV	Rate Setting EAV	PTELL Values	Overlapping County	Overlap EAV
Farm	57,257,844	57,243,576	EZ Value Abated 0	Bureau County	595,859,322
Residential	83,830,662	83,821,904	EZ Tax Abated \$0.00	DeKalb County	2,631,195
Commercial	8,904,727	7,895,474	New Property 4,766,262	Grundy County	*24,628,758
Industrial	62,486,882	62,486,882	Annexation EAV 0	LaSalle County	*2,630,588,696
Mineral	0	0	Disconnection EAV 0	Lee County	*51,887,364
State Railroad	2,454,638	2,454,638	Recovered TIF EAV 0	Livingston County	*209,998,061
Local Railroad	0	0	Recovered EZ EAV 0	Marshall County	*101,307,739
County Total	214,934,753	213,902,474	Aggregate Ext. Base 0	<b>Total</b>	<b>3,616,901,135</b>
Total + Overlap	3,831,835,888	3,830,803,609	TIF Increment 1,032,279	* denotes use of estimated EAV	

Fund/Name	Levy Request	Maximum Rate	Calc'd Rate	Actual Rate	Non-PTELL Total Extension	Limited Rate	Certified Rate	Total Extension	Total Extension After TIF & EZ	Total Extension w/Overlaps
003 BONDS AND INTEREST	0	0.00000	0.000000	0.00000	\$0.00	0.00000	0.00000	\$0.00	\$0.00	\$0.00
027 AUDIT	42,917	0.00500	0.001120	0.00112	\$2,395.71	0.00112	0.00112	\$2,407.27	\$2,395.71	\$42,905.00
035 INSURANCE	1,349,948	0.00000	0.035239	0.03524	\$75,379.23	0.03524	0.03524	\$75,743.01	\$75,379.23	\$1,349,975.19
047 SOCIAL SECURITY	198,981	0.00000	0.005194	0.00520	\$11,122.93	0.00520	0.00520	\$11,176.61	\$11,122.93	\$199,201.79
109 PRIOR YEAR ADJUSTMENT	0	0.00000	0.014980	0.01498	\$32,042.59	0.01498	0.01498	\$32,197.23	\$32,042.59	\$32,042.59
136 OPERATIONS & MAINTENAN	1,560,634	0.04000	0.040739	0.04000	\$85,560.99	0.04000	0.04000	\$85,973.90	\$85,560.99	\$1,532,321.44
141 HLTH/SFTY/HANDICAP ACCE	1,170,475	0.05000	0.030554	0.03056	\$65,368.60	0.03056	0.03056	\$65,684.06	\$65,368.60	\$1,170,693.58
149 STATEWIDE AVERAGE ADDI	4,603,869	0.12070	0.120180	0.12018	\$257,067.99	0.12018	0.12018	\$258,308.59	\$257,067.99	\$4,603,859.78
159 EDUCATIONAL PURPOSES	5,072,059	0.13000	0.132402	0.13000	\$278,073.22	0.13000	0.13000	\$279,415.18	\$278,073.22	\$4,980,044.69
<b>Totals (Capped)</b>	<b>13,998,883</b>		<b>0.365428</b>	<b>0.36230</b>	<b>\$774,968.67</b>	<b>0.36230</b>	<b>0.36230</b>	<b>\$778,708.62</b>	<b>\$774,968.67</b>	<b>\$13,879,001.47</b>
<b>Totals (Not Capped)</b>	<b>0</b>		<b>0.014980</b>	<b>0.01498</b>	<b>\$32,042.59</b>	<b>0.01498</b>	<b>0.01498</b>	<b>\$32,197.23</b>	<b>\$32,042.59</b>	<b>\$32,042.59</b>
<b>Totals (All)</b>	<b>13,998,883</b>		<b>0.380408</b>	<b>0.37728</b>	<b>\$807,011.26</b>	<b>0.37728</b>	<b>0.37728</b>	<b>\$810,905.85</b>	<b>\$807,011.26</b>	<b>\$13,911,044.06</b>

State of Illinois )  
 SS )  
 County of Putnam )

I, Tina Dolder, Putnam County Clerk for the County of Putnam, in the State of Illinois, and keeper of the records pertaining to valuations and taxes, DO HEREBY CERTIFY the attached printouts to be true and complete copies of the 2021 tax levies, equalized assessed values, rates, and extensions for the taxing districts in Putnam County which overlap your County.  
 IN TESTIMONY WHEREOF, I have hereunto subscribed my hand and affixed the seal of Putnam County, in my office in Hennepin, Illinois, on this 10th day of May, 2022

( SEAL ) Tina Dolder, Putnam County Clerk

# Tax Computation Report Putnam County

Taxing District 535 - Unit School District 535

Equalization Factor 1.0000

Property Type	Total EAV	Rate Setting EAV	PTELL Values		Overlapping County	Overlap EAV
Farm	48,923,239	48,712,091	EZ Value Abated	23,039,055	LaSalle County	2,305,822
Residential	55,913,455	55,904,697	EZ Tax Abated	\$920,366.47	Marshall County	1,401,099
Commercial	8,485,029	7,475,776	New Property	4,431,815	<b>Total</b>	<b>3,706,921</b>
Industrial	61,431,301	38,589,126	Annexation EAV	0	<i>* denotes use of estimated EAV</i>	
Mineral	0	0	Disconnection EAV	0		
State Railroad	1,536,329	1,536,329	Recovered TIF EAV	0		
Local Railroad	0	0	Recovered EZ EAV	915,680		
<b>County Total</b>	<b>176,289,353</b>	<b>152,218,019</b>	Aggregate Ext. Base	0		
<b>Total + Overlap</b>	<b>179,996,274</b>	<b>155,924,940</b>	TIF Increment	1,032,279		

Fund/Name	Levy Request	Maximum Rate	Calc'd Rate	Actual Rate	Non-PTELL Total Extension	Limited Rate	Certified Rate	Total Extension	Total Extension After TIF & EZ	Total Extension w/Overlaps
002 EDUCATION	4,300,000	2.72000	2.757737	2.72000	\$4,140,330.12	2.72000	2.72000	\$4,795,070.40	\$4,140,330.12	\$4,241,158.37
003 BONDS AND INTEREST	0	0.00000	0.000000	0.00000	\$0.00	0.00000	0.00000	\$0.00	\$0.00	\$0.00
004 OPERATIONS & MAINTENAN	829,000	0.50000	0.531666	0.50000	\$761,090.10	0.50000	0.50000	\$881,446.77	\$761,090.10	\$779,624.70
005 I. M. R. F.	70,000	0.00000	0.044893	0.04490	\$68,345.89	0.04490	0.04490	\$79,153.92	\$68,345.89	\$70,010.30
030 TRANSPORTATION SYSTEM	350,000	0.20000	0.224467	0.20000	\$304,436.04	0.20000	0.20000	\$352,578.71	\$304,436.04	\$311,849.88
031 WORKING CASH	80,000	0.05000	0.051307	0.05000	\$76,109.01	0.05000	0.05000	\$88,144.68	\$76,109.01	\$77,962.47
032 FIRE PREVENTION AND SAF	80,000	0.05000	0.051307	0.05000	\$76,109.01	0.05000	0.05000	\$88,144.68	\$76,109.01	\$77,962.47
033 SPECIAL EDUCATION	68,000	0.04000	0.043611	0.04000	\$60,887.21	0.04000	0.04000	\$70,515.74	\$60,887.21	\$62,369.98
035 TORT IMMUNITY INSURANCI	450,000	0.00000	0.288600	0.28860	\$439,301.20	0.28860	0.28860	\$508,771.07	\$439,301.20	\$449,999.38
047 SOCIAL SECURITY	80,000	0.00000	0.051307	0.05131	\$78,103.07	0.05131	0.05131	\$90,454.07	\$78,103.07	\$80,005.09
057 LEASING	79,000	0.05000	0.050665	0.05000	\$76,109.01	0.05000	0.05000	\$88,144.68	\$76,109.01	\$77,962.47
<b>Totals (Capped)</b>	<b>6,386,000</b>		<b>4.095560</b>	<b>3.99481</b>	<b>\$6,080,820.66</b>	<b>3.99481</b>	<b>3.99481</b>	<b>\$7,042,424.72</b>	<b>\$6,080,820.66</b>	<b>\$6,228,905.11</b>
<b>Totals (Not Capped)</b>	<b>0</b>		<b>0.000000</b>	<b>0.00000</b>	<b>\$0.00</b>	<b>0.00000</b>	<b>0.00000</b>	<b>\$0.00</b>	<b>\$0.00</b>	<b>\$0.00</b>
<b>Totals (All)</b>	<b>6,386,000</b>		<b>4.095560</b>	<b>3.99481</b>	<b>\$6,080,820.66</b>	<b>3.99481</b>	<b>3.99481</b>	<b>\$7,042,424.72</b>	<b>\$6,080,820.66</b>	<b>\$6,228,905.11</b>

State of Illinois )  
SS )  
County of Putnam )

I, Tina Dolder, Putnam County Clerk for the County of Putnam, in the State of Illinois, and keeper of the records pertaining to valuations and taxes, DO HEREBY CERTIFY the attached printouts to be true and complete copies of the 2021 tax levies, equalized assessed values, rates, and extensions for the taxing districts in Putnam County which overlap your County.  
IN TESTIMONY WHEREOF, I have hereunto subscribed my hand and affixed the seal of Putnam County, in my office in Hennepin, Illinois, on this 10th day of May, 2022

( SEAL ) Tina Dolder, Putnam County Clerk

# Tax Computation Report Putnam County

Taxing District C001 - Putnam County

Equalization Factor 1.0000

Property Type	Total EAV	Rate Setting EAV	PTELL Values	
Farm	57,257,844	57,053,446	EZ Value Abated	22,878,310
Residential	83,830,662	83,821,904	EZ Tax Abated	\$223,953.49
Commercial	8,904,727	7,895,474	New Property	4,766,262
Industrial	62,486,882	39,798,702	Annexation EAV	0
Mineral	0	0	Disconnection EAV	0
State Railroad	2,454,638	2,454,638	Recovered TIF EAV	0
Local Railroad	0	0	Recovered EZ EAV	1,053,217
County Total	214,934,753	191,024,164	Aggregate Ext. Base	0
Total + Overlap	214,934,753	191,024,164	TIF Increment	1,032,279

Fund/Name	Levy Request	Maximum Rate	Calc'd Rate	Actual Rate	Non-PTELL Total Extension	Limited Rate	Certified Rate	Total Extension	Total Extension After TIF & EZ	Total Extension w/Overlaps
001 CORPORATE	715,000	0.37000	0.374298	0.37000	\$706,789.41	0.37000	0.37000	\$795,258.59	\$706,789.41	\$706,789.41
005 I. M. R. F.	250,000	0.00000	0.130874	0.13088	\$250,012.43	0.13088	0.13088	\$281,306.60	\$250,012.43	\$250,012.43
006 COUNTY HIGHWAY	195,621	0.10000	0.102406	0.10000	\$191,024.16	0.10000	0.10000	\$214,934.75	\$191,024.16	\$191,024.16
008 COUNTY BRIDGE	97,811	0.05000	0.051204	0.05000	\$95,512.08	0.05000	0.05000	\$107,467.38	\$95,512.08	\$95,512.08
021 FEDERAL AID MATCHING	97,811	0.05000	0.051204	0.05000	\$95,512.08	0.05000	0.05000	\$107,467.38	\$95,512.08	\$95,512.08
022 COUNTY HEALTH DEPARTMI	27,300	0.07500	0.014291	0.01430	\$27,316.46	0.01430	0.01430	\$30,735.67	\$27,316.46	\$27,316.46
027 AUDIT	27,000	0.00000	0.014134	0.01414	\$27,010.82	0.01414	0.01414	\$30,391.77	\$27,010.82	\$27,010.82
035 TORT JUDGMENTS, LIABILIT	203,700	0.00000	0.106636	0.10664	\$203,708.17	0.10664	0.10664	\$229,206.42	\$203,708.17	\$203,708.17
047 SOCIAL SECURITY	194,000	0.00000	0.101558	0.10156	\$194,004.14	0.10156	0.10156	\$218,287.74	\$194,004.14	\$194,004.14
053 EXTENSION EDUCATION	59,000	0.05000	0.030886	0.03089	\$59,007.36	0.03089	0.03089	\$66,393.35	\$59,007.36	\$59,007.36
060 UNEMPLOYMENT INSURANC	5,000	0.00000	0.002618	0.00262	\$5,004.83	0.00262	0.00262	\$5,631.29	\$5,004.83	\$5,004.83
062 WORKERS COMPENSATION	15,000	0.00000	0.007852	0.00786	\$15,014.50	0.00786	0.00786	\$16,893.87	\$15,014.50	\$15,014.50
Totals (Capped)	1,887,243		0.987961	0.97889	\$1,869,916.44	0.97889	0.97889	\$2,103,974.81	\$1,869,916.44	\$1,869,916.44
Totals (Not Capped)	0		0.000000	0.00000	\$0.00	0.00000	0.00000	\$0.00	\$0.00	\$0.00
Totals (All)	1,887,243		0.987961	0.97889	\$1,869,916.44	0.97889	0.97889	\$2,103,974.81	\$1,869,916.44	\$1,869,916.44

State of Illinois )  
SS )  
County of Putnam )

I, Tina Dolder, Putnam County Clerk for the County of Putnam, in the State of Illinois, and keeper of the records pertaining to valuations and taxes, DO HEREBY CERTIFY the attached printouts to be true and complete copies of the 2021 tax levies, equalized assessed values, rates, and extensions for the taxing districts in Putnam County which overlap your County.  
IN TESTIMONY WHEREOF, I have hereunto subscribed my hand and affixed the seal of Putnam County, in my office in Hennepin, Illinois, on this 10th day of May, 2022

( SEAL ) Tina Dolder, Putnam County Clerk

# Tax Computation Report Putnam County

Taxing District GHMF - Granville - Hennepin Fire Protection District

Equalization Factor 1.0000

Property Type	Total EAV	Rate Setting EAV	PTELL Values	
Farm	14,744,382	14,730,114	EZ Value Abated	0
Residential	38,769,092	38,760,334	EZ Tax Abated	\$0.00
Commercial	6,871,522	5,862,269	New Property	3,927,213
Industrial	60,146,776	60,146,776	Annexation EAV	0
Mineral	0	0	Disconnection EAV	0
State Railroad	654,281	654,281	Recovered TIF EAV	0
Local Railroad	0	0	Recovered EZ EAV	0
<b>County Total</b>	<b>121,186,053</b>	<b>120,153,774</b>	Aggregate Ext. Base	0
<b>Total + Overlap</b>	<b>121,186,053</b>	<b>120,153,774</b>	TIF Increment	1,032,279

Fund/Name	Levy Request	Maximum Rate	Calc'd Rate	Actual Rate	Non-PTELL Total Extension	Limited Rate	Certified Rate	Total Extension	Total Extension After TIF & EZ	Total Extension w/Overlaps
001 CORPORATE	364,300	0.30000	0.303195	0.30000	\$360,461.32	0.30000	0.30000	\$363,558.16	\$360,461.32	\$360,461.32
035 LIABILITY INSURANCE	30,000	0.00000	0.024968	0.02497	\$30,002.40	0.02497	0.02497	\$30,260.16	\$30,002.40	\$30,002.40
062 WORKERS COMPENSATION	0	0.00000	0.000000	0.00000	\$0.00	0.00000	0.00000	\$0.00	\$0.00	\$0.00
<b>Totals (Capped)</b>	<b>394,300</b>		<b>0.328163</b>	<b>0.32497</b>	<b>\$390,463.72</b>	<b>0.32497</b>	<b>0.32497</b>	<b>\$393,818.32</b>	<b>\$390,463.72</b>	<b>\$390,463.72</b>
<b>Totals (Not Capped)</b>	<b>0</b>		<b>0.000000</b>	<b>0.00000</b>	<b>\$0.00</b>	<b>0.00000</b>	<b>0.00000</b>	<b>\$0.00</b>	<b>\$0.00</b>	<b>\$0.00</b>
<b>Totals (All)</b>	<b>394,300</b>		<b>0.328163</b>	<b>0.32497</b>	<b>\$390,463.72</b>	<b>0.32497</b>	<b>0.32497</b>	<b>\$393,818.32</b>	<b>\$390,463.72</b>	<b>\$390,463.72</b>

State of Illinois )  
 SS )  
 County of Putnam )

I, Tina Dolder, Putnam County Clerk for the County of Putnam, in the State of Illinois, and keeper of the records pertaining to valuations and taxes, DO HEREBY CERTIFY the attached printouts to be true and complete copies of the 2021 tax levies, equalized assessed values, rates, and extensions for the taxing districts in Putnam County which overlap your County.  
 IN TESTIMONY WHEREOF, I have hereunto subscribed my hand and affixed the seal of Putnam County, in my office in Hennepin, Illinois, on this 10th day of May, 2022

( SEAL ) Tina Dolder, Putnam County Clerk



# Tax Computation Report Putnam County

Taxing District GRAN - Granville Village

Equalization Factor 1.0000

Property Type	Total EAV	Rate Setting EAV
Farm	363,048	348,780
Residential	13,759,763	13,751,005
Commercial	3,857,315	2,848,062
Industrial	0	0
Mineral	0	0
State Railroad	126,635	126,635
Local Railroad	0	0
<b>County Total</b>	<b>18,106,761</b>	<b>17,074,482</b>
<b>Total + Overlap</b>	<b>18,106,761</b>	<b>17,074,482</b>

PTELL Values	
EZ Value Abated	0
EZ Tax Abated	\$0.00
New Property	28,322
Annexation EAV	0
Disconnection EAV	0
Recovered TIF EAV	0
Recovered EZ EAV	0
Aggregate Ext. Base	0
TIF Increment	1,032,279

## Road and Bridge Transfer

Road District	Fund	Amount Extended
T02R - Granville Township R & B	999	\$14,086.44
<b>Total</b>		<b>\$14,086.44</b>

Fund/Name	Levy Request	Maximum Rate	Calc'd Rate	Actual Rate	Non-PTELL Total Extension	Limited Rate	Certified Rate	Total Extension	Total Extension After TIF & EZ	Total Extension w/Overlaps
001 CORPORATE	45,391	0.25000	0.265841	0.25000	\$42,686.21	0.25000	0.25000	\$45,266.90	\$42,686.21	\$42,686.21
003 BONDS AND INTEREST	50,825	0.00000	0.297666	0.29767	\$50,825.61	0.29767	0.29767	\$53,898.40	\$50,825.61	\$50,825.61
005 I. M. R. F.	17,470	0.00000	0.102316	0.10232	\$17,470.61	0.10232	0.10232	\$18,526.84	\$17,470.61	\$17,470.61
014 POLICE PROTECTION	27,234	0.15000	0.159501	0.15000	\$25,611.72	0.15000	0.15000	\$27,160.14	\$25,611.72	\$25,611.72
027 AUDIT	6,297	0.00000	0.036880	0.03688	\$6,297.07	0.03688	0.03688	\$6,677.77	\$6,297.07	\$6,297.07
035 INSURANCE	53,041	0.00000	0.310645	0.31065	\$53,041.88	0.31065	0.31065	\$56,248.65	\$53,041.88	\$53,041.88
047 SOCIAL SECURITY	8,679	0.00000	0.050830	0.05084	\$8,680.67	0.05084	0.05084	\$9,205.48	\$8,680.67	\$8,680.67
999 CITY SHARE R & B	0	0.00000	0.000000	0.00000	\$0.00	0.00000	0.00000	\$0.00	\$0.00	\$0.00
<b>Totals (Capped)</b>	<b>208,937</b>		<b>1.223679</b>	<b>1.19836</b>	<b>\$204,613.77</b>	<b>1.19836</b>	<b>1.19836</b>	<b>\$216,984.18</b>	<b>\$204,613.77</b>	<b>\$204,613.77</b>
<b>Totals (Not Capped)</b>	<b>0</b>		<b>0.000000</b>	<b>0.00000</b>	<b>\$0.00</b>	<b>0.00000</b>	<b>0.00000</b>	<b>\$0.00</b>	<b>\$0.00</b>	<b>\$0.00</b>
<b>Totals (All)</b>	<b>208,937</b>		<b>1.223679</b>	<b>1.19836</b>	<b>\$204,613.77</b>	<b>1.19836</b>	<b>1.19836</b>	<b>\$216,984.18</b>	<b>\$204,613.77</b>	<b>\$204,613.77</b>

State of Illinois )  
 SS )  
 County of Putnam )

I, Tina Dolder, Putnam County Clerk for the County of Putnam, in the State of Illinois, and keeper of the records pertaining to valuations and taxes, DO HEREBY CERTIFY the attached printouts to be true and complete copies of the 2021 tax levies, equalized assessed values, rates, and extensions for the taxing districts in Putnam County which overlap your County.  
 IN TESTIMONY WHEREOF, I have hereunto subscribed my hand and affixed the seal of Putnam County, in my office in Hennepin, Illinois, on this 10th day of May, 2022

( SEAL ) Tina Dolder, Putnam County Clerk

# Tax Computation Report Putnam County

Taxing District				HFD - Henry Fire District				Equalization Factor 1.0000			
Property Type	Total EAV	Rate Setting EAV	PTELL Values			Overlapping County		Overlap EAV			
Farm	7,359,359	7,359,359	EZ Value Abated		0	Marshall County		64,276,764			
Residential	11,269,809	11,269,809	EZ Tax Abated		\$0.00	Total		64,276,764			
Commercial	419,698	419,698	New Property		89,139	* denotes use of estimated EAV					
Industrial	1,055,581	1,055,581	Annexation EAV		0						
Mineral	0	0	Disconnection EAV		0						
State Railroad	918,309	918,309	Recovered TIF EAV		0						
Local Railroad	0	0	Recovered EZ EAV		0						
County Total	21,022,756	21,022,756	Aggregate Ext. Base		0						
Total + Overlap	85,299,520	85,299,520	TIF Increment		0						

Fund/Name	Levy Request	Maximum Rate	Calc'ed Rate	Actual Rate	Non-PTELL Total Extension	Limited Rate	Certified Rate	Total Extension	Total Extension After TIF & EZ	Total Extension w/Overlaps
001 CORPORATE	330,000	0.40000	0.386872	0.38688	\$81,332.84	0.38688	0.38688	\$81,332.84	\$81,332.84	\$330,006.78
027 AUDIT	6,700	0.00000	0.007855	0.00786	\$1,652.39	0.00786	0.00786	\$1,652.39	\$1,652.39	\$6,704.54
035 LIABILITY INSURANCE	7,400	0.00000	0.008675	0.00868	\$1,824.78	0.00868	0.00868	\$1,824.78	\$1,824.78	\$7,404.00
064 AMBULANCE	225,900	0.30000	0.264832	0.26484	\$55,676.67	0.26484	0.26484	\$55,676.67	\$55,676.67	\$225,907.25
Totals (Capped)	570,000		0.668234	0.66826	\$140,486.68	0.66826	0.66826	\$140,486.68	\$140,486.68	\$570,022.57
Totals (Not Capped)	0		0.000000	0.00000	\$0.00	0.00000	0.00000	\$0.00	\$0.00	\$0.00
Totals (All)	570,000		0.668234	0.66826	\$140,486.68	0.66826	0.66826	\$140,486.68	\$140,486.68	\$570,022.57

State of Illinois )  
 SS )  
 County of Putnam )

I, Tina Dolder, Putnam County Clerk for the County of Putnam, in the State of Illinois, and keeper of the records pertaining to valuations and taxes, DO HEREBY CERTIFY the attached printouts to be true and complete copies of the 2021 tax levies, equalized assessed values, rates, and extensions for the taxing districts in Putnam County which overlap your County.  
 IN TESTIMONY WHEREOF, I have hereunto subscribed my hand and affixed the seal of Putnam County, in my office in Hennepin, Illinois, on this 10th day of May, 2022



( SEAL ) Tina Dolder, Putnam County Clerk

# Tax Computation Report Putnam County

Taxing District HNPN - Hennepin Village			Equalization Factor 1.0000								
Property Type	Total EAV	Rate Setting EAV	PTELL Values				Road and Bridge Transfer				
Farm	1,201,697	1,201,697	EZ Value Abated		0		Road District	Fund	Amount Extended		
Residential	10,482,547	10,482,547	EZ Tax Abated		\$0.00		T01R - Hennepin Township R & B	999	\$18,475.73		
Commercial	1,522,660	1,522,660	New Property		92,730		Total		\$18,475.73		
Industrial	9,187,924	9,187,924	Annexation EAV		0						
Mineral	0	0	Disconnection EAV		0						
State Railroad	0	0	Recovered TIF EAV		0						
Local Railroad	0	0	Recovered EZ EAV		0						
County Total	22,394,828	22,394,828	Aggregate Ext. Base		0						
Total + Overlap	22,394,828	22,394,828	TIF Increment		0						

Fund/Name	Levy Request	Maximum Rate	Calc'd Rate	Actual Rate	Non-PTELL Total Extension	Limited Rate	Certified Rate	Total Extension	Total Extension After TIF & EZ	Total Extension w/Overlaps
001 CORPORATE	61,879	0.25000	0.276309	0.25000	\$55,987.07	0.25000	0.25000	\$55,987.07	\$55,987.07	\$55,987.07
014 POLICE PROTECTION	17,850	0.15000	0.079706	0.07971	\$17,850.92	0.07971	0.07971	\$17,850.92	\$17,850.92	\$17,850.92
027 AUDIT	9,000	0.00000	0.040188	0.04019	\$9,000.48	0.04019	0.04019	\$9,000.48	\$9,000.48	\$9,000.48
035 INSURANCE	27,721	0.00000	0.123783	0.12379	\$27,722.56	0.12379	0.12379	\$27,722.56	\$27,722.56	\$27,722.56
047 SOCIAL SECURITY	8,402	0.00000	0.037518	0.03752	\$8,402.54	0.03752	0.03752	\$8,402.54	\$8,402.54	\$8,402.54
999 CITY SHARE R & B	0	0.00000	0.000000	0.00000	\$0.00	0.00000	0.00000	\$0.00	\$0.00	\$0.00
Totals (Capped)	124,852		0.557504	0.53121	\$118,963.57	0.53121	0.53121	\$118,963.57	\$118,963.57	\$118,963.57
Totals (Not Capped)	0		0.000000	0.00000	\$0.00	0.00000	0.00000	\$0.00	\$0.00	\$0.00
Totals (All)	124,852		0.557504	0.53121	\$118,963.57	0.53121	0.53121	\$118,963.57	\$118,963.57	\$118,963.57

State of Illinois )  
 SS )  
 County of Putnam )

I, Tina Dolder, Putnam County Clerk for the County of Putnam, in the State of Illinois, and keeper of the records pertaining to valuations and taxes, DO HEREBY CERTIFY the attached printouts to be true and complete copies of the 2021 tax levies, equalized assessed values, rates, and extensions for the taxing districts in Putnam County which overlap your County.  
 IN TESTIMONY WHEREOF, I have hereunto subscribed my hand and affixed the seal of Putnam County, in my office in Hennepin, Illinois, on this 10th day of May, 2022

( SEAL ) Tina Dolder, Putnam County Clerk

# Tax Computation Report Putnam County

Taxing District HPD - Hennepin Park District				Equalization Factor 1.0000						
Property Type	Total EAV	Rate Setting EAV	PTELL Values							
Farm	1,733,866	1,733,866	EZ Value Abated	11,659,083						
Residential	10,519,709	10,519,709	EZ Tax Abated	\$42,056.65						
Commercial	1,613,342	1,613,342	New Property	3,676,407						
Industrial	26,278,320	14,619,237	Annexation EAV	0						
Mineral	0	0	Disconnection EAV	0						
State Railroad	0	0	Recovered TIF EAV	0						
Local Railroad	0	0	Recovered EZ EAV	0						
County Total	40,145,237	28,486,154	Aggregate Ext. Base	0						
Total + Overlap	40,145,237	28,486,154	TIF Increment	0						

Fund/Name	Levy Request	Maximum Rate	Calc'ed Rate	Actual Rate	Non-PTELL Total Extension	Limited Rate	Certified Rate	Total Extension	Total Extension After TIF & EZ	Total Extension w/Overlaps
001 CORPORATE	28,400	0.10000	0.099698	0.09970	\$28,400.70	0.09970	0.09970	\$40,024.80	\$28,400.70	\$28,400.70
003 BONDS AND INTEREST	22,148	0.00000	0.077750	0.07775	\$22,147.98	0.07775	0.07775	\$31,212.92	\$22,147.98	\$22,147.98
027 AUDIT	1,400	0.00000	0.004915	0.00492	\$1,401.52	0.00492	0.00492	\$1,975.15	\$1,401.52	\$1,401.52
035 LIABILITY INSURANCE	25,500	0.00000	0.089517	0.08952	\$25,500.81	0.08952	0.08952	\$35,938.02	\$25,500.81	\$25,500.81
047 SOCIAL SECURITY	4,000	0.00000	0.014042	0.01405	\$4,002.30	0.01405	0.01405	\$5,640.41	\$4,002.30	\$4,002.30
122 RECREATION FUND	21,300	0.07500	0.074773	0.07478	\$21,301.95	0.07478	0.07478	\$30,020.61	\$21,301.95	\$21,301.95
Totals (Capped)	102,748		0.360695	0.36072	\$102,755.26	0.36072	0.36072	\$144,811.91	\$102,755.26	\$102,755.26
Totals (Not Capped)	0		0.000000	0.00000	\$0.00	0.00000	0.00000	\$0.00	\$0.00	\$0.00
Totals (All)	102,748		0.360695	0.36072	\$102,755.26	0.36072	0.36072	\$144,811.91	\$102,755.26	\$102,755.26

State of Illinois )  
 SS )  
 County of Putnam )

I, Tina Dolder, Putnam County Clerk for the County of Putnam, in the State of Illinois, and keeper of the records pertaining to valuations and taxes, DO HEREBY CERTIFY the attached printouts to be true and complete copies of the 2021 tax levies, equalized assessed values, rates, and extensions for the taxing districts in Putnam County which overlap your County.  
 IN TESTIMONY WHEREOF, I have hereunto subscribed my hand and affixed the seal of Putnam County, in my office in Hennepin, Illinois, on this 10th day of May, 2022



( SEAL ) Tina Dolder, Putnam County Clerk

# Tax Computation Report Putnam County

Taxing District MAGN - Magnolia Village

Equalization Factor 1.0000

Property Type	Total EAV	Rate Setting EAV	PTELL Values		Road and Bridge Transfer		
Farm	9,104	9,104	EZ Value Abated	0	Road District	Fund	Amount Extended
Residential	1,686,104	1,686,104	EZ Tax Abated	\$0.00	T04R - Magnolia Township R & B	999	\$2,246.74
Commercial	282,728	282,728	New Property	22,063	Total		\$2,246.74
Industrial	0	0	Annexation EAV	0			
Mineral	0	0	Disconnection EAV	0			
State Railroad	0	0	Recovered TIF EAV	0			
Local Railroad	0	0	Recovered EZ EAV	0			
County Total	1,977,936	1,977,936	Aggregate Ext. Base	0			
Total + Overlap	1,977,936	1,977,936	TIF Increment	0			

Fund/Name	Levy Request	Maximum Rate	Calc'd Rate	Actual Rate	Non-PTELL Total Extension	Limited Rate	Certified Rate	Total Extension	Total Extension After TIF & EZ	Total Extension w/Overlaps
001 CORPORATE	7,322	0.30000	0.370184	0.30000	\$5,933.81	0.30000	0.30000	\$5,933.81	\$5,933.81	\$5,933.81
014 POLICE PROTECTION	1,075	0.07500	0.054350	0.05435	\$1,075.01	0.05435	0.05435	\$1,075.01	\$1,075.01	\$1,075.01
016 LIBRARY	3,918	0.15000	0.198085	0.15000	\$2,966.90	0.15000	0.15000	\$2,966.90	\$2,966.90	\$2,966.90
027 AUDIT	4,000	0.00000	0.202231	0.20224	\$4,000.18	0.20224	0.20224	\$4,000.18	\$4,000.18	\$4,000.18
035 INSURANCE	6,605	0.00000	0.333934	0.33394	\$6,605.12	0.33394	0.33394	\$6,605.12	\$6,605.12	\$6,605.12
040 STREET & BRIDGE	0	0.06000	0.000000	0.00000	\$0.00	0.00000	0.00000	\$0.00	\$0.00	\$0.00
047 SOCIAL SECURITY	2,335	0.00000	0.118052	0.11806	\$2,335.15	0.11806	0.11806	\$2,335.15	\$2,335.15	\$2,335.15
999 CITY SHARE ROAD & BRIDG	0	0.00000	0.000000	0.00000	\$0.00	0.00000	0.00000	\$0.00	\$0.00	\$0.00
Totals (Capped)	25,255		1.276836	1.15859	\$22,916.17	1.15859	1.15859	\$22,916.17	\$22,916.17	\$22,916.17
Totals (Not Capped)	0		0.000000	0.00000	\$0.00	0.00000	0.00000	\$0.00	\$0.00	\$0.00
Totals (All)	25,255		1.276836	1.15859	\$22,916.17	1.15859	1.15859	\$22,916.17	\$22,916.17	\$22,916.17

State of Illinois )  
 SS )  
 County of Putnam )

I, Tina Dolder, Putnam County Clerk for the County of Putnam, in the State of Illinois, and keeper of the records pertaining to valuations and taxes, DO HEREBY CERTIFY the attached printouts to be true and complete copies of the 2021 tax levies, equalized assessed values, rates, and extensions for the taxing districts in Putnam County which overlap your County.  
 IN TESTIMONY WHEREOF, I have hereunto subscribed my hand and affixed the seal of Putnam County, in my office in Hennepin, Illinois, on this 10th day of May, 2022

( SEAL )  Tina Dolder, Putnam County Clerk

# Tax Computation Report Putnam County

Taxing District MARK - Mark Village			Equalization Factor 1.0000									
Property Type	Total EAV	Rate Setting EAV	PTELL Values					Road and Bridge Transfer				
Farm	205,471	205,471	EZ Value Abated		0			Road District	Fund	Amount Extended		
Residential	6,610,526	6,610,526	EZ Tax Abated		\$0.00			T02R - Granville Township R & B	999	\$7,757.07		
Commercial	772,216	772,216	New Property		0			Total		\$7,757.07		
Industrial	1,750,978	1,750,978	Annexation EAV		0							
Mineral	0	0	Disconnection EAV		0							
State Railroad	63,318	63,318	Recovered TIF EAV		0							
Local Railroad	0	0	Recovered EZ EAV		0							
County Total	9,402,509	9,402,509	Aggregate Ext. Base		0							
Total + Overlap	9,402,509	9,402,509	TIF Increment		0							

Fund/Name	Levy Request	Maximum Rate	Calc'd Rate	Actual Rate	Non-PTELL Total Extension	Limited Rate	Certified Rate	Total Extension	Total Extension After TIF & EZ	Total Extension w/Overlaps
001 CORPORATE	7,585	0.25000	0.080670	0.08067	\$7,585.00	0.08067	0.08067	\$7,585.00	\$7,585.00	\$7,585.00
005 I. M. R. F.	1,540	0.00000	0.016379	0.01638	\$1,540.13	0.01638	0.01638	\$1,540.13	\$1,540.13	\$1,540.13
014 POLICE PROTECTION	5,065	0.07500	0.053869	0.05387	\$5,065.13	0.05387	0.05387	\$5,065.13	\$5,065.13	\$5,065.13
027 AUDIT	5,500	0.00000	0.058495	0.05850	\$5,500.47	0.05850	0.05850	\$5,500.47	\$5,500.47	\$5,500.47
035 LIABILITY INSURANCE	5,500	0.00000	0.058495	0.05850	\$5,500.47	0.05850	0.05850	\$5,500.47	\$5,500.47	\$5,500.47
999 CITY SHARE R & B	0	0.00000	0.000000	0.00000	\$0.00	0.00000	0.00000	\$0.00	\$0.00	\$0.00
Totals (Capped)	25,190		0.267908	0.26792	\$25,191.20	0.26792	0.26792	\$25,191.20	\$25,191.20	\$25,191.20
Totals (Not Capped)	0		0.000000	0.00000	\$0.00	0.00000	0.00000	\$0.00	\$0.00	\$0.00
Totals (All)	25,190		0.267908	0.26792	\$25,191.20	0.26792	0.26792	\$25,191.20	\$25,191.20	\$25,191.20

State of Illinois )  
 SS )  
 County of Putnam )

I, Tina Dolder, Putnam County Clerk for the County of Putnam, in the State of Illinois, and keeper of the records pertaining to valuations and taxes, DO HEREBY CERTIFY the attached printouts to be true and complete copies of the 2021 tax levies, equalized assessed values, rates, and extensions for the taxing districts in Putnam County which overlap your County.  
 IN TESTIMONY WHEREOF, I have hereunto subscribed my hand and affixed the seal of Putnam County, in my office in Hennepin, Illinois, on this 10th day of May, 2022

  
 ( SEAL ) Tina Dolder, Putnam County Clerk

# Tax Computation Report Putnam County

Taxing District MCNB - McNabb Village				Equalization Factor 1.0000						
Property Type	Total EAV	Rate Setting EAV	PTELL Values				Road and Bridge Transfer			
Farm	998	998	EZ Value Abated		0					
Residential	2,666,854	2,666,854	EZ Tax Abated		\$0.00					
Commercial	758,826	758,826	New Property		16,312					
Industrial	386,649	386,649	Annexation EAV		0					
Mineral	0	0	Disconnection EAV		0					
State Railroad	60,679	60,679	Recovered TIF EAV		0					
Local Railroad	0	0	Recovered EZ EAV		0					
County Total	3,874,006	3,874,006	Aggregate Ext. Base		0					
Total + Overlap	3,874,006	3,874,006	TIF Increment		0					
Fund/Name	Levy Request	Maximum Rate	Calc'ed Rate	Actual Rate	Non-PTELL Total Extension	Limited Rate	Certified Rate	Total Extension	Total Extension After TIF & EZ	Total Extension w/Overlaps
001 CORPORATE	11,300	0.30000	0.291688	0.29169	\$11,300.09	0.29169	0.29169	\$11,300.09	\$11,300.09	\$11,300.09
027 AUDIT	4,790	0.00000	0.123645	0.12365	\$4,790.21	0.12365	0.12365	\$4,790.21	\$4,790.21	\$4,790.21
035 INSURANCE	12,000	0.00000	0.309757	0.30976	\$12,000.12	0.30976	0.30976	\$12,000.12	\$12,000.12	\$12,000.12
047 SOCIAL SECURITY	5,700	0.00000	0.147135	0.14714	\$5,700.21	0.14714	0.14714	\$5,700.21	\$5,700.21	\$5,700.21
999 CITY SHARE ROAD & BRIDG	0	0.00000	0.000000	0.00000	\$0.00	0.00000	0.00000	\$0.00	\$0.00	\$0.00
Totals (Capped)	33,790		0.872225	0.87224	\$33,790.63	0.87224	0.87224	\$33,790.63	\$33,790.63	\$33,790.63
Totals (Not Capped)	0		0.000000	0.00000	\$0.00	0.00000	0.00000	\$0.00	\$0.00	\$0.00
Totals (All)	33,790		0.872225	0.87224	\$33,790.63	0.87224	0.87224	\$33,790.63	\$33,790.63	\$33,790.63

State of Illinois )  
 SS )  
 County of Putnam )

I, Tina Dolder, Putnam County Clerk for the County of Putnam, in the State of Illinois, and keeper of the records pertaining to valuations and taxes, DO HEREBY CERTIFY the attached printouts to be true and complete copies of the 2021 tax levies, equalized assessed values, rates, and extensions for the taxing districts in Putnam County which overlap your County.  
 IN TESTIMONY WHEREOF, I have hereunto subscribed my hand and affixed the seal of Putnam County, in my office in Hennepin, Illinois, on this 10th day of May, 2022

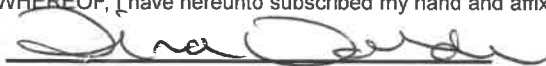
( SEAL ) Tina Dolder, Putnam County Clerk

# Tax Computation Report Putnam County

Taxing District				MGFD - MGFD Fire District				Equalization Factor 1.0000			
Property Type	Total EAV	Rate Setting EAV		PTELL Values				Overlapping County		Overlap EAV	
Farm	8,347,629	8,347,629		EZ Value Abated		0		LaSalle County		1,640,363	
Residential	3,778,845	3,778,845		EZ Tax Abated		\$0.00		Marshall County		2,436,102	
Commercial	344,369	344,369		New Property		85,876		Total		4,076,465	
Industrial	7,365	7,365		Annexation EAV		0		* denotes use of estimated EAV			
Mineral	0	0		Disconnection EAV		0					
State Railroad	3,518	3,518		Recovered TIF EAV		0					
Local Railroad	0	0		Recovered EZ EAV		0					
County Total	12,481,726	12,481,726		Aggregate Ext. Base		0					
Total + Overlap	16,558,191	16,558,191		TIF Increment		0					
Fund/Name	Levy Request	Maximum Rate	Calc'd Rate	Actual Rate	Non-PTELL Total Extension	Limited Rate	Certified Rate	Total Extension	Total Extension After TIF & EZ	Total Extension w/Overlaps	
001 CORPORATE	48,800	0.30000	0.294718	0.29472	\$36,786.14	0.29472	0.29472	\$36,786.14	\$36,786.14	\$48,800.30	
035 INSURANCE	7,740	0.00000	0.046744	0.04675	\$5,835.21	0.04675	0.04675	\$5,835.21	\$5,835.21	\$7,740.95	
062 WORKERS COMPENSATION	1,620	0.00000	0.009784	0.00979	\$1,221.96	0.00979	0.00979	\$1,221.96	\$1,221.96	\$1,621.05	
064 AMBULANCE	35,000	0.30000	0.211376	0.21138	\$26,383.87	0.21138	0.21138	\$26,383.87	\$26,383.87	\$35,000.70	
Totals (Capped)	93,160		0.562622	0.56264	\$70,227.18	0.56264	0.56264	\$70,227.18	\$70,227.18	\$93,163.00	
Totals (Not Capped)	0		0.000000	0.00000	\$0.00	0.00000	0.00000	\$0.00	\$0.00	\$0.00	
Totals (All)	93,160		0.562622	0.56264	\$70,227.18	0.56264	0.56264	\$70,227.18	\$70,227.18	\$93,163.00	

State of Illinois )  
 SS )  
 County of Putnam )

I, Tina Dolder, Putnam County Clerk for the County of Putnam, in the State of Illinois, and keeper of the records pertaining to valuations and taxes, DO HEREBY CERTIFY the attached printouts to be true and complete copies of the 2021 tax levies, equalized assessed values, rates, and extensions for the taxing districts in Putnam County which overlap your County.  
 IN TESTIMONY WHEREOF, I have hereunto subscribed my hand and affixed the seal of Putnam County, in my office in Hennepin, Illinois, on this 10th day of May, 2022



( SEAL ) Tina Dolder, Putnam County Clerk



# Tax Computation Report Putnam County

Taxing District MNFD - MNFD Fire District				Equalization Factor 1.0000							
Property Type	Total EAV	Rate Setting EAV	PTELL Values			Overlapping County			Overlap EAV		
Farm	12,134,589	12,134,589	EZ Value Abated		0	LaSalle County			2,525,930		
Residential	8,446,010	8,446,010	EZ Tax Abated		\$0.00	Total			2,525,930		
Commercial	984,444	984,444	New Property		331,136	* denotes use of estimated EAV					
Industrial	1,267,076	1,267,076	Annexation EAV		0						
Mineral	0	0	Disconnection EAV		0						
State Railroad	569,857	569,857	Recovered TIF EAV		0						
Local Railroad	0	0	Recovered EZ EAV		0						
County Total	23,401,976	23,401,976	Aggregate Ext. Base		0						
Total + Overlap	25,927,906	25,927,906	TIF Increment		0						

Fund/Name	Levy Request	Maximum Rate	Calc'ed Rate	Actual Rate	Non-PTELL Total Extension	Limited Rate	Certified Rate	Total Extension	Total Extension After TIF & EZ	Total Extension w/Overlaps
001 CORPORATE	77,500	0.30000	0.298906	0.29891	\$69,950.85	0.29891	0.29891	\$69,950.85	\$69,950.85	\$77,501.10
035 INSURANCE	27,000	0.00000	0.104135	0.10414	\$24,370.82	0.10414	0.10414	\$24,370.82	\$24,370.82	\$27,001.32
047 SOCIAL SECURITY	23,000	0.00000	0.088708	0.08871	\$20,759.89	0.08871	0.08871	\$20,759.89	\$20,759.89	\$23,000.65
064 AMBULANCE	77,500	0.30000	0.298906	0.29891	\$69,950.85	0.29891	0.29891	\$69,950.85	\$69,950.85	\$77,501.10
Totals (Capped)	205,000		0.790655	0.79067	\$185,032.41	0.79067	0.79067	\$185,032.41	\$185,032.41	\$205,004.17
Totals (Not Capped)	0		0.000000	0.00000	\$0.00	0.00000	0.00000	\$0.00	\$0.00	\$0.00
Totals (All)	205,000		0.790655	0.79067	\$185,032.41	0.79067	0.79067	\$185,032.41	\$185,032.41	\$205,004.17

State of Illinois )  
 SS )  
 County of Putnam )

I, Tina Dolder, Putnam County Clerk for the County of Putnam, in the State of Illinois, and keeper of the records pertaining to valuations and taxes, DO HEREBY CERTIFY the attached printouts to be true and complete copies of the 2021 tax levies, equalized assessed values, rates, and extensions for the taxing districts in Putnam County which overlap your County.  
 IN TESTIMONY WHEREOF, I have hereunto subscribed my hand and affixed the seal of Putnam County, in my office in Hennepin, Illinois, on this 10th day of May, 2022

( SEAL ) Tina Dolder, Putnam County Clerk

# Tax Computation Report Putnam County


Taxing District MPRC - Marshall-Putnam River Conservancy			Equalization Factor 1.0000							
Property Type	Total EAV	Rate Setting EAV	PTELL Values		Overlapping County		Overlap EAV			
Farm	57,257,844	57,046,696	EZ Value Abated	23,039,055	Marshall County		304,444,773			
Residential	83,830,662	83,821,904	EZ Tax Abated	\$465.38	<b>Total</b>		<b>304,444,773</b>			
Commercial	8,904,727	7,895,474	New Property	4,766,262	<i>* denotes use of estimated EAV</i>					
Industrial	62,486,882	39,644,707	Annexation EAV	0						
Mineral	0	0	Disconnection EAV	0						
State Railroad	2,454,638	2,454,638	Recovered TIF EAV	0						
Local Railroad	0	0	Recovered EZ EAV	915,680						
<b>County Total</b>	<b>214,934,753</b>	<b>190,863,419</b>	Aggregate Ext. Base	0						
<b>Total + Overlap</b>	<b>519,379,526</b>	<b>495,308,192</b>	TIF Increment	1,032,279						

Fund/Name	Levy Request	Maximum Rate	Calc'd Rate	Actual Rate	Non-PTELL Total Extension	Limited Rate	Certified Rate	Total Extension	Total Extension After TIF & EZ	Total Extension w/Overlaps
001 CORPORATE	10,000	0.08300	0.002019	0.00202	\$3,855.44	0.00202	0.00202	\$4,341.68	\$3,855.44	\$10,005.23
Totals (Capped)	10,000		0.002019	0.00202	\$3,855.44	0.00202	0.00202	\$4,341.68	\$3,855.44	\$10,005.23
Totals (Not Capped)	0		0.000000	0.00000	\$0.00	0.00000	0.00000	\$0.00	\$0.00	\$0.00
Totals (All)	10,000		0.002019	0.00202	\$3,855.44	0.00202	0.00202	\$4,341.68	\$3,855.44	\$10,005.23

State of Illinois )  
 SS )  
 County of Putnam )

I, Tina Dolder, Putnam County Clerk for the County of Putnam, in the State of Illinois, and keeper of the records pertaining to valuations and taxes, DO HEREBY CERTIFY the attached printouts to be true and complete copies of the 2021 tax levies, equalized assessed values, rates, and extensions for the taxing districts in Putnam County which overlap your County.  
 IN TESTIMONY WHEREOF, I have hereunto subscribed my hand and affixed the seal of Putnam County, in my office in Hennepin, Illinois, on this 10th day of May, 2022



( SEAL ) Tina Dolder, Putnam County Clerk

# Tax Computation Report Putnam County

Taxing District MPS - Marshall-Putnam Soil & Water				Equalization Factor 1.0000						
Property Type	Total EAV	Rate Setting EAV	PTELL Values				Overlapping County		Overlap EAV	
Farm	57,257,844	57,243,576	EZ Value Abated		0			Marshall County		304,444,773
Residential	83,830,662	83,821,904	EZ Tax Abated		\$0.00			Total		304,444,773
Commercial	8,904,727	7,895,474	New Property		4,766,262			* denotes use of estimated EAV		
Industrial	62,486,882	62,486,882	Annexation EAV		0					
Mineral	0	0	Disconnection EAV		0					
State Railroad	1,536,329	1,536,329	Recovered TIF EAV		0					
Local Railroad	0	0	Recovered EZ EAV		0					
County Total	214,016,444	212,984,165	Aggregate Ext. Base		0					
Total + Overlap	518,461,217	517,428,938	TIF Increment		1,032,279					

Fund/Name	Levy Request	Maximum Rate	Calc'd Rate	Actual Rate	Non-PTELL Total Extension	Limited Rate	Certified Rate	Total Extension	Total Extension After TIF & EZ	Total Extension w/Overlaps
001 CORPORATE	82,135	0.12500	0.015874	0.01588	\$33,821.89	0.01588	0.01588	\$33,985.81	\$33,821.89	\$82,167.72
035 LIABILITY INSURANCE	6,480	0.00000	0.001252	0.00126	\$2,683.60	0.00126	0.00126	\$2,696.61	\$2,683.60	\$6,519.60
060 UNEMPLOYMENT INSURANC	1,315	0.00000	0.000254	0.00026	\$553.76	0.00026	0.00026	\$556.44	\$553.76	\$1,345.32
062 WORKERS COMPENSATION	2,325	0.00000	0.000449	0.00045	\$958.43	0.00045	0.00045	\$963.07	\$958.43	\$2,328.43
Totals (Capped)	92,255		0.017829	0.01785	\$38,017.68	0.01785	0.01785	\$38,201.93	\$38,017.68	\$92,361.07
Totals (Not Capped)	0		0.000000	0.00000	\$0.00	0.00000	0.00000	\$0.00	\$0.00	\$0.00
Totals (All)	92,255		0.017829	0.01785	\$38,017.68	0.01785	0.01785	\$38,201.93	\$38,017.68	\$92,361.07

State of Illinois )  
 SS )  
 County of Putnam )

I, Tina Dolder, Putnam County Clerk for the County of Putnam, in the State of Illinois, and keeper of the records pertaining to valuations and taxes, DO HEREBY CERTIFY the attached printouts to be true and complete copies of the 2021 tax levies, equalized assessed values, rates, and extensions for the taxing districts in Putnam County which overlap your County.  
 IN TESTIMONY WHEREOF, I have hereunto subscribed my hand and affixed the seal of Putnam County, in my office in Hennepin, Illinois, on this 10th day of May, 2022

( SEAL ) Tina Dolder, Putnam County Clerk

# Tax Computation Report Putnam County

Taxing District PCD - Conservation District			Equalization Factor 1.0000							
Property Type	Total EAV	Rate Setting EAV	PTELL Values							
Farm	57,257,844	57,243,576	EZ Value Abated	0						
Residential	83,830,662	83,821,904	EZ Tax Abated	\$0.00						
Commercial	8,904,727	7,895,474	New Property	4,766,262						
Industrial	62,486,882	62,486,882	Annexation EAV	0						
Mineral	0	0	Disconnection EAV	0						
State Railroad	2,454,638	2,454,638	Recovered TIF EAV	0						
Local Railroad	0	0	Recovered EZ EAV	0						
County Total	214,934,753	213,902,474	Aggregate Ext. Base	0						
Total + Overlap	214,934,753	213,902,474	TIF Increment	1,032,279						

Fund/Name	Levy Request	Maximum Rate	Calc'd Rate	Actual Rate	Non-PTELL Total Extension	Limited Rate	Certified Rate	Total Extension	Total Extension After TIF & EZ	Total Extension w/Overlaps
001 CORPORATE	157,000	0.10000	0.073398	0.07340	\$157,004.42	0.07340	0.07340	\$157,762.11	\$157,004.42	\$157,004.42
Totals (Capped)	157,000		0.073398	0.07340	\$157,004.42	0.07340	0.07340	\$157,762.11	\$157,004.42	\$157,004.42
Totals (Not Capped)	0		0.000000	0.00000	\$0.00	0.00000	0.00000	\$0.00	\$0.00	\$0.00
Totals (All)	157,000		0.073398	0.07340	\$157,004.42	0.07340	0.07340	\$157,762.11	\$157,004.42	\$157,004.42

State of Illinois )  
 SS )  
 County of Putnam )

I, Tina Dolder, Putnam County Clerk for the County of Putnam, in the State of Illinois, and keeper of the records pertaining to valuations and taxes, DO HEREBY CERTIFY the attached printouts to be true and complete copies of the 2021 tax levies, equalized assessed values, rates, and extensions for the taxing districts in Putnam County which overlap your County.  
 IN TESTIMONY WHEREOF, I have hereunto subscribed my hand and affixed the seal of Putnam County, in my office in Hennepin, Illinois, on this 10th day of May, 2022



( SEAL ) Tina Dolder, Putnam County Clerk

# Tax Computation Report Putnam County

Taxing District PLD - Putnam County Library District


Equalization Factor 1.0000

Property Type	Total EAV	Rate Setting EAV	PTELL Values	
Farm	57,257,844	57,243,576	EZ Value Abated	0
Residential	83,830,662	83,821,904	EZ Tax Abated	\$0.00
Commercial	8,904,727	7,895,474	New Property	4,766,262
Industrial	62,486,882	62,486,882	Annexation EAV	0
Mineral	0	0	Disconnection EAV	0
State Railroad	2,454,638	2,454,638	Recovered TIF EAV	0
Local Railroad	0	0	Recovered EZ EAV	0
County Total	214,934,753	213,902,474	Aggregate Ext. Base	0
Total + Overlap	214,934,753	213,902,474	TIF Increment	1,032,279

Fund/Name	Levy Request	Maximum Rate	Calc'd Rate	Actual Rate	Non-PTELL Total Extension	Limited Rate	Certified Rate	Total Extension	Total Extension After TIF & EZ	Total Extension w/Overlaps
001 CORPORATE	319,000	0.15000	0.149133	0.14914	\$319,014.15	0.14914	0.14914	\$320,553.69	\$319,014.15	\$319,014.15
004 MAINTENANCE FUND	43,000	0.02000	0.020103	0.02000	\$42,780.49	0.02000	0.02000	\$42,986.95	\$42,780.49	\$42,780.49
005 I. M. R. F.	34,000	0.00000	0.015895	0.01590	\$34,010.49	0.01590	0.01590	\$34,174.63	\$34,010.49	\$34,010.49
027 AUDIT	200	0.00000	0.000094	0.00010	\$213.90	0.00010	0.00010	\$214.93	\$213.90	\$213.90
035 LIABILITY INSURANCE	45,000	0.00000	0.021038	0.02104	\$45,005.08	0.02104	0.02104	\$45,222.27	\$45,005.08	\$45,005.08
047 SOCIAL SECURITY	21,000	0.00000	0.009818	0.00982	\$21,005.22	0.00982	0.00982	\$21,106.59	\$21,005.22	\$21,005.22
Totals (Capped)	462,200		0.216081	0.21600	\$462,029.33	0.21600	0.21600	\$464,259.06	\$462,029.33	\$462,029.33
Totals (Not Capped)	0		0.000000	0.00000	\$0.00	0.00000	0.00000	\$0.00	\$0.00	\$0.00
Totals (All)	462,200		0.216081	0.21600	\$462,029.33	0.21600	0.21600	\$464,259.06	\$462,029.33	\$462,029.33

State of Illinois )  
SS )  
County of Putnam )

I, Tina Dolder, Putnam County Clerk for the County of Putnam, in the State of Illinois, and keeper of the records pertaining to valuations and taxes, DO HEREBY CERTIFY the attached printouts to be true and complete copies of the 2021 tax levies, equalized assessed values, rates, and extensions for the taxing districts in Putnam County which overlap your County.  
IN TESTIMONY WHEREOF, I have hereunto subscribed my hand and affixed the seal of Putnam County, in my office in Hennepin, Illinois, on this 10th day of May, 2022

  
( SEAL ) Tina Dolder, Putnam County Clerk

# Tax Computation Report Putnam County


Taxing District PUT - Ambulance District			Equalization Factor 1.0000							
Property Type	Total EAV	Rate Setting EAV	PTELL Values							
Farm	28,442,165	28,427,897	EZ Value Abated	0						
Residential	43,704,985	43,696,227	EZ Tax Abated	\$0.00						
Commercial	7,156,216	6,146,963	New Property	4,014,803						
Industrial	60,156,860	60,156,860	Annexation EAV	0						
Mineral	0	0	Disconnection EAV	0						
State Railroad	1,095,745	1,095,745	Recovered TIF EAV	0						
Local Railroad	0	0	Recovered EZ EAV	0						
County Total	140,555,971	139,523,692	Aggregate Ext. Base	0						
Total + Overlap	140,555,971	139,523,692	TIF Increment	1,032,279						

Fund/Name	Levy Request	Maximum Rate	Calc'd Rate	Actual Rate	Non-PTELL Total Extension	Limited Rate	Certified Rate	Total Extension	Total Extension After TIF & EZ	Total Extension w/Overlaps
064 AMBULANCE	370,493	0.25000	0.265541	0.25000	\$348,809.23	0.25000	0.25000	\$351,389.93	\$348,809.23	\$348,809.23
Totals (Capped)	370,493		0.265541	0.25000	\$348,809.23	0.25000	0.25000	\$351,389.93	\$348,809.23	\$348,809.23
Totals (Not Capped)	0		0.000000	0.00000	\$0.00	0.00000	0.00000	\$0.00	\$0.00	\$0.00
Totals (All)	370,493		0.265541	0.25000	\$348,809.23	0.25000	0.25000	\$351,389.93	\$348,809.23	\$348,809.23

State of Illinois )  
 SS )  
 County of Putnam )

I, Tina Dolder, Putnam County Clerk for the County of Putnam, in the State of Illinois, and keeper of the records pertaining to valuations and taxes, DO HEREBY CERTIFY the attached printouts to be true and complete copies of the 2021 tax levies, equalized assessed values, rates, and extensions for the taxing districts in Putnam County which overlap your County.  
 IN TESTIMONY WHEREOF, I have hereunto subscribed my hand and affixed the seal of Putnam County, in my office in Hennepin, Illinois, on this 10th day of May, 2022



( SEAL ) Tina Dolder, Putnam County Clerk

# Tax Computation Report Putnam County

Taxing District SFD - Standard Fire District				Equalization Factor 1.0000						
Property Type	Total EAV	Rate Setting EAV	PTELL Values				Overlapping County		Overlap EAV	
Farm	13,697,783	13,697,783	EZ Value Abated			0	LaSalle County		7,400,540	
Residential	4,935,893	4,935,893	EZ Tax Abated			\$0.00	Total		7,400,540	
Commercial	284,694	284,694	New Property			87,590	* denotes use of estimated EAV			
Industrial	10,084	10,084	Annexation EAV			0				
Mineral	0	0	Disconnection EAV			0				
State Railroad	308,673	308,673	Recovered TIF EAV			0				
Local Railroad	0	0	Recovered EZ EAV			0				
County Total	19,237,127	19,237,127	Aggregate Ext. Base			0				
Total + Overlap	26,637,667	26,637,667	TIF Increment			0				
Fund/Name	Levy Request	Maximum Rate	Calc'd Rate	Actual Rate	Non-PTELL Total Extension	Limited Rate	Certified Rate	Total Extension	Total Extension After TIF & EZ	Total Extension w/Overlaps
001 CORPORATE	78,400	0.30000	0.294320	0.29432	\$56,618.71	0.29432	0.29432	\$56,618.71	\$56,618.71	\$78,399.98
035 LIABILITY INSURANCE	6,500	0.00000	0.024402	0.02441	\$4,695.78	0.02441	0.02441	\$4,695.78	\$4,695.78	\$6,502.25
Totals (Capped)	84,900		0.318722	0.31873	\$61,314.49	0.31873	0.31873	\$61,314.49	\$61,314.49	\$84,902.23
Totals (Not Capped)	0		0.000000	0.00000	\$0.00	0.00000	0.00000	\$0.00	\$0.00	\$0.00
Totals (All)	84,900		0.318722	0.31873	\$61,314.49	0.31873	0.31873	\$61,314.49	\$61,314.49	\$84,902.23

State of Illinois )  
 SS )  
 County of Putnam )

I, Tina Dolder, Putnam County Clerk for the County of Putnam, in the State of Illinois, and keeper of the records pertaining to valuations and taxes, DO HEREBY CERTIFY the attached printouts to be true and complete copies of the 2021 tax levies, equalized assessed values, rates, and extensions for the taxing districts in Putnam County which overlap your County.  
 IN TESTIMONY WHEREOF, I have hereunto subscribed my hand and affixed the seal of Putnam County, in my office in Hennepin, Illinois, on this 10th day of May, 2022



( SEAL ) Tina Dolder, Putnam County Clerk

# Tax Computation Report Putnam County

Taxing District STND - Standard Village				Equalization Factor 1.0000						
Property Type	Total EAV	Rate Setting EAV	PTELL Values				Road and Bridge Transfer			
Farm	274,981	274,981	EZ Value Abated			0	Road District		Fund	Amount Extended
Residential	2,301,655	2,301,655	EZ Tax Abated			\$0.00	T02R - Granville Township R & B		999	\$2,295.85
Commercial	206,213	206,213	New Property			5,969	Total			\$2,295.85
Industrial	0	0	Annexation EAV			0				
Mineral	0	0	Disconnection EAV			0				
State Railroad	0	0	Recovered TIF EAV			0				
Local Railroad	0	0	Recovered EZ EAV			0				
County Total	2,782,849	2,782,849	Aggregate Ext. Base			0				
Total + Overlap	2,782,849	2,782,849	TIF Increment			0				
Fund/Name	Levy Request	Maximum Rate	Calc'd Rate	Actual Rate	Non-PTELL Total Extension	Limited Rate	Certified Rate	Total Extension	Total Extension After TIF & EZ	Total Extension w/Overlaps
001 CORPORATE	23,994	0.00000	0.862210	0.86221	\$23,994.00	0.86221	0.86221	\$23,994.00	\$23,994.00	\$23,994.00
999 CITY SHARE ROAD & BRIDG	0	0.00000	0.000000	0.00000	\$0.00	0.00000	0.00000	\$0.00	\$0.00	\$0.00
Totals (Capped)	23,994		0.862210	0.86221	\$23,994.00	0.86221	0.86221	\$23,994.00	\$23,994.00	\$23,994.00
Totals (Not Capped)	0		0.000000	0.00000	\$0.00	0.00000	0.00000	\$0.00	\$0.00	\$0.00
Totals (All)	23,994		0.862210	0.86221	\$23,994.00	0.86221	0.86221	\$23,994.00	\$23,994.00	\$23,994.00

State of Illinois )  
 SS )  
 County of Putnam )

I, Tina Dolder, Putnam County Clerk for the County of Putnam, in the State of Illinois, and keeper of the records pertaining to valuations and taxes, DO HEREBY CERTIFY the attached printouts to be true and complete copies of the 2021 tax levies, equalized assessed values, rates, and extensions for the taxing districts in Putnam County which overlap your County.  
 IN TESTIMONY WHEREOF, I have hereunto subscribed my hand and affixed the seal of Putnam County, in my office in Hennepin, Illinois, on this 10th day of May, 2022

( SEAL )  Tina Dolder, Putnam County Clerk



# Tax Computation Report Putnam County

Taxing District T01 - Hennepin Township

Equalization Factor 1.0000

Property Type	Total EAV	Rate Setting EAV	PTELL Values	
Farm	9,574,743	9,574,743	EZ Value Abated	0
Residential	17,224,020	17,224,020	EZ Tax Abated	\$0.00
Commercial	1,718,132	1,718,132	New Property	4,026,273
Industrial	57,736,943	57,736,943	Annexation EAV	0
Mineral	0	0	Disconnection EAV	0
State Railroad	237,441	237,441	Recovered TIF EAV	0
Local Railroad	0	0	Recovered EZ EAV	0
County Total	86,491,279	86,491,279	Aggregate Ext. Base	0
Total + Overlap	86,491,279	86,491,279	TIF Increment	0

Fund/Name	Levy Request	Maximum Rate	Calc'd Rate	Actual Rate	Non-PTELL Total Extension	Limited Rate	Certified Rate	Total Extension	Total Extension After TIF & EZ	Total Extension w/Overlaps
001 CORPORATE / TOWNSHIP	32,500	0.25000	0.037576	0.03758	\$32,503.42	0.03758	0.03758	\$32,503.42	\$32,503.42	\$32,503.42
027 AUDIT	0	0.00500	0.000000	0.00000	\$0.00	0.00000	0.00000	\$0.00	\$0.00	\$0.00
035 INSURANCE / TOWNSHIP	3,000	0.00000	0.003469	0.00347	\$3,001.25	0.00347	0.00347	\$3,001.25	\$3,001.25	\$3,001.25
047 SOCIAL SECURITY / TOWNS	2,700	0.00000	0.003122	0.00313	\$2,707.18	0.00313	0.00313	\$2,707.18	\$2,707.18	\$2,707.18
054 GENERAL ASSISTANCE	100	0.10000	0.000116	0.00012	\$103.79	0.00012	0.00012	\$103.79	\$103.79	\$103.79
Totals (Capped)	38,300		0.044283	0.04430	\$38,315.64	0.04430	0.04430	\$38,315.64	\$38,315.64	\$38,315.64
Totals (Not Capped)	0		0.000000	0.00000	\$0.00	0.00000	0.00000	\$0.00	\$0.00	\$0.00
Totals (All)	38,300		0.044283	0.04430	\$38,315.64	0.04430	0.04430	\$38,315.64	\$38,315.64	\$38,315.64

State of Illinois )  
 SS )  
 County of Putnam )

I, Tina Dolder, Putnam County Clerk for the County of Putnam, in the State of Illinois, and keeper of the records pertaining to valuations and taxes, DO HEREBY CERTIFY the attached printouts to be true and complete copies of the 2021 tax levies, equalized assessed values, rates, and extensions for the taxing districts in Putnam County which overlap your County.  
 IN TESTIMONY WHEREOF, I have hereunto subscribed my hand and affixed the seal of Putnam County, in my office in Hennepin, Illinois, on this 10th day of May, 2022



( SEAL ) Tina Dolder, Putnam County Clerk

# Tax Computation Report Putnam County

Taxing District T01R - Hennepin Township R &amp; B


Equalization Factor 1.0000

Property Type	Total EAV	Rate Setting EAV	PTELL Values		Road and Bridge Transfer		
Farm	9,574,743	9,574,743	EZ Value Abated	0	Municipality	Fund	Amount Extended
Residential	17,224,020	17,224,020	EZ Tax Abated	\$0.00			
Commercial	1,718,132	1,718,132	New Property	4,026,273	HNPN - Hennepin Village	999	\$18,475.73
Industrial	57,736,943	57,736,943	Annexation EAV	0	Total		\$18,475.73
Mineral	0	0	Disconnection EAV	0			
State Railroad	237,441	237,441	Recovered TIF EAV	0			
Local Railroad	0	0	Recovered EZ EAV	0			
County Total	86,491,279	86,491,279	Aggregate Ext. Base	0			
Total + Overlap	86,491,279	86,491,279	TIF Increment	0			

Fund/Name	Levy Request	Maximum Rate	Calc'd Rate	Actual Rate	Non-PTELL Total Extension	Limited Rate	Certified Rate	Total Extension	Total Extension After TIF & EZ	Total Extension w/Overlaps
003 BONDS AND INTEREST	0	0.00000	0.000000	0.00000	\$0.00	0.00000	0.00000	\$0.00	\$0.00	\$0.00
007 ROAD AND BRIDGE	144,000	0.16500	0.166491	0.16500	\$142,710.61	0.16500	0.16500	\$142,710.61	\$142,710.61	\$142,710.61
008 JOINT BRIDGE (R&B)	44,000	0.05000	0.050872	0.05000	\$43,245.64	0.05000	0.05000	\$43,245.64	\$43,245.64	\$43,245.64
010 EQUIPMENT AND BUILDING	30,750	0.03500	0.035553	0.03500	\$30,271.95	0.03500	0.03500	\$30,271.95	\$30,271.95	\$30,271.95
047 SOCIAL SECURITY R & B	1,000	0.00000	0.001156	0.00116	\$1,003.30	0.00116	0.00116	\$1,003.30	\$1,003.30	\$1,003.30
086 TORT & LIABILITY INS	4,670	0.00000	0.005399	0.00540	\$4,670.53	0.00540	0.00540	\$4,670.53	\$4,670.53	\$4,670.53
Totals (Capped)	224,420		0.259471	0.25656	\$221,902.03	0.25656	0.25656	\$221,902.03	\$221,902.03	\$221,902.03
Totals (Not Capped)	0		0.000000	0.00000	\$0.00	0.00000	0.00000	\$0.00	\$0.00	\$0.00
Totals (All)	224,420		0.259471	0.25656	\$221,902.03	0.25656	0.25656	\$221,902.03	\$221,902.03	\$221,902.03

State of Illinois )  
 SS )  
 County of Putnam )

I, Tina Dolder, Putnam County Clerk for the County of Putnam, in the State of Illinois, and keeper of the records pertaining to valuations and taxes, DO HEREBY CERTIFY the attached printouts to be true and complete copies of the 2021 tax levies, equalized assessed values, rates, and extensions for the taxing districts in Putnam County which overlap your County.  
 IN TESTIMONY WHEREOF, I have hereunto subscribed my hand and affixed the seal of Putnam County, in my office in Hennepin, Illinois, on this 10th day of May, 2022



( SEAL ) Tina Dolder, Putnam County Clerk

# Tax Computation Report Putnam County

Taxing District T02 - Granville Township			Equalization Factor 1.0000	
Property Type	Total EAV	Rate Setting EAV	PTELL Values	
Farm	22,966,324	22,952,056	EZ Value Abated	0
Residential	29,520,850	29,512,092	EZ Tax Abated	\$0.00
Commercial	5,438,084	4,428,831	New Property	205,970
Industrial	2,419,917	2,419,917	Annexation EAV	0
Mineral	0	0	Disconnection EAV	0
State Railroad	858,304	858,304	Recovered TIF EAV	0
Local Railroad	0	0	Recovered EZ EAV	0
County Total	61,203,479	60,171,200	Aggregate Ext. Base	0
Total + Overlap	61,203,479	60,171,200	TIF Increment	1,032,279

Fund/Name	Levy Request	Maximum Rate	Calc'd Rate	Actual Rate	Non-PTELL Total Extension	Limited Rate	Certified Rate	Total Extension	Total Extension After TIF & EZ	Total Extension w/Overlaps
001 CORPORATE	154,140	0.25000	0.256169	0.25000	\$150,428.00	0.25000	0.25000	\$153,008.70	\$150,428.00	\$150,428.00
035 INSURANCE	5,435	0.00000	0.009033	0.00904	\$5,439.48	0.00904	0.00904	\$5,532.79	\$5,439.48	\$5,439.48
047 SOCIAL SECURITY	5,435	0.00000	0.009033	0.00904	\$5,439.48	0.00904	0.00904	\$5,532.79	\$5,439.48	\$5,439.48
054 GENERAL ASSISTANCE	24,040	0.10000	0.039953	0.03996	\$24,044.41	0.03996	0.03996	\$24,456.91	\$24,044.41	\$24,044.41
Totals (Capped)	189,050		0.314188	0.30804	\$185,351.37	0.30804	0.30804	\$188,531.19	\$185,351.37	\$185,351.37
Totals (Not Capped)	0		0.000000	0.00000	\$0.00	0.00000	0.00000	\$0.00	\$0.00	\$0.00
Totals (All)	189,050		0.314188	0.30804	\$185,351.37	0.30804	0.30804	\$188,531.19	\$185,351.37	\$185,351.37

State of Illinois )  
SS )  
County of Putnam )

I, Tina Dolder, Putnam County Clerk for the County of Putnam, in the State of Illinois, and keeper of the records pertaining to valuations and taxes, DO HEREBY CERTIFY the attached printouts to be true and complete copies of the 2021 tax levies, equalized assessed values, rates, and extensions for the taxing districts in Putnam County which overlap your County.  
IN TESTIMONY WHEREOF, I have hereunto subscribed my hand and affixed the seal of Putnam County, in my office in Hennepin, Illinois, on this 10th day of May, 2022

( SEAL ) Tina Dolder, Putnam County Clerk

# Tax Computation Report Putnam County

Taxing District T02R - Granville Township R &amp; B

Equalization Factor 1.0000

Property Type	Total EAV	Rate Setting EAV	PTELL Values		Road and Bridge Transfer		
Farm	22,966,324	22,952,056	EZ Value Abated	0	<b>Municipality</b>	<b>Fund</b>	<b>Amount Extended</b>
Residential	29,520,850	29,512,092	EZ Tax Abated	\$0.00	GRAN - Granville Village	999	\$14,086.44
Commercial	5,438,084	4,428,831	New Property	205,970	MARK - Mark Village	999	\$7,757.07
Industrial	2,419,917	2,419,917	Annexation EAV	0	STND - Standard Village	999	\$2,295.85
Mineral	0	0	Disconnection EAV	0	<b>Total</b>		<b>\$24,139.36</b>
State Railroad	858,304	858,304	Recovered TIF EAV	0			
Local Railroad	0	0	Recovered EZ EAV	0			
<b>County Total</b>	<b>61,203,479</b>	<b>60,171,200</b>	Aggregate Ext. Base	0			
<b>Total + Overlap</b>	<b>61,203,479</b>	<b>60,171,200</b>	TIF Increment	1,032,279			

Fund/Name	Levy Request	Maximum Rate	Calc'd Rate	Actual Rate	Non-PTELL Total Extension	Limited Rate	Certified Rate	Total Extension	Total Extension After TIF & EZ	Total Extension w/Overlaps
007 ROAD AND BRIDGE R & B	103,920	0.16500	0.172707	0.16500	\$99,282.48	0.16500	0.16500	\$100,985.74	\$99,282.48	\$99,282.48
008 JOINT BRIDGE (R&B)	1,080	0.05000	0.001795	0.00180	\$1,083.08	0.00180	0.00180	\$1,101.66	\$1,083.08	\$1,083.08
009 PERMANENT ROAD R & B	79,890	0.16700	0.132771	0.13278	\$79,895.32	0.13278	0.13278	\$81,265.98	\$79,895.32	\$79,895.32
010 EQUIPMENT AND BUILDING	22,045	0.03500	0.036637	0.03500	\$21,059.92	0.03500	0.03500	\$21,421.22	\$21,059.92	\$21,059.92
035 INSURANCE R & B	8,155	0.00000	0.013553	0.01356	\$8,159.21	0.01356	0.01356	\$8,299.19	\$8,159.21	\$8,159.21
047 SOCIAL SECURITY R & B	3,805	0.00000	0.006324	0.00633	\$3,808.84	0.00633	0.00633	\$3,874.18	\$3,808.84	\$3,808.84
<b>Totals (Capped)</b>	<b>218,895</b>		<b>0.363787</b>	<b>0.35447</b>	<b>\$213,288.85</b>	<b>0.35447</b>	<b>0.35447</b>	<b>\$216,947.97</b>	<b>\$213,288.85</b>	<b>\$213,288.85</b>
<b>Totals (Not Capped)</b>	<b>0</b>		<b>0.000000</b>	<b>0.00000</b>	<b>\$0.00</b>	<b>0.00000</b>	<b>0.00000</b>	<b>\$0.00</b>	<b>\$0.00</b>	<b>\$0.00</b>
<b>Totals (All)</b>	<b>218,895</b>		<b>0.363787</b>	<b>0.35447</b>	<b>\$213,288.85</b>	<b>0.35447</b>	<b>0.35447</b>	<b>\$216,947.97</b>	<b>\$213,288.85</b>	<b>\$213,288.85</b>

State of Illinois )  
 SS )  
 County of Putnam )

I, Tina Dolder, Putnam County Clerk for the County of Putnam, in the State of Illinois, and keeper of the records pertaining to valuations and taxes, DO HEREBY CERTIFY the attached printouts to be true and complete copies of the 2021 tax levies, equalized assessed values, rates, and extensions for the taxing districts in Putnam County which overlap your County.  
 IN TESTIMONY WHEREOF, I have hereunto subscribed my hand and affixed the seal of Putnam County, in my office in Hennepin, Illinois, on this 10th day of May, 2022



( SEAL ) Tina Dolder, Putnam County Clerk

# Tax Computation Report Putnam County

Taxing District T03 - Senachwine Township			Equalization Factor 1.0000							
Property Type	Total EAV	Rate Setting EAV	PTELL Values							
Farm	8,333,461	8,333,461	EZ Value Abated	0						
Residential	27,900,822	27,900,822	EZ Tax Abated	\$0.00						
Commercial	419,698	419,698	New Property	334,447						
Industrial	1,055,581	1,055,581	Annexation EAV	0						
Mineral	0	0	Disconnection EAV	0						
State Railroad	918,309	918,309	Recovered TIF EAV	0						
Local Railroad	0	0	Recovered EZ EAV	0						
County Total	38,627,871	38,627,871	Aggregate Ext. Base	0						
Total + Overlap	38,627,871	38,627,871	TIF Increment	0						

Fund/Name	Levy Request	Maximum Rate	Calc'd Rate	Actual Rate	Non-PTELL Total Extension	Limited Rate	Certified Rate	Total Extension	Total Extension After TIF & EZ	Total Extension w/Overlaps
001 CORPORATE	144,000	0.45000	0.372788	0.37279	\$144,000.84	0.37279	0.37279	\$144,000.84	\$144,000.84	\$144,000.84
005 I. M. R. F.	6,000	0.00000	0.015533	0.01554	\$6,002.77	0.01554	0.01554	\$6,002.77	\$6,002.77	\$6,002.77
035 INSURANCE	5,600	0.00000	0.014497	0.01450	\$5,601.04	0.01450	0.01450	\$5,601.04	\$5,601.04	\$5,601.04
047 SOCIAL SECURITY	6,550	0.00000	0.016957	0.01696	\$6,551.29	0.01696	0.01696	\$6,551.29	\$6,551.29	\$6,551.29
054 GENERAL ASSISTANCE	50	0.10000	0.000129	0.00013	\$50.22	0.00013	0.00013	\$50.22	\$50.22	\$50.22
Totals (Capped)	162,200		0.419904	0.41992	\$162,206.16	0.41992	0.41992	\$162,206.16	\$162,206.16	\$162,206.16
Totals (Not Capped)	0		0.000000	0.00000	\$0.00	0.00000	0.00000	\$0.00	\$0.00	\$0.00
Totals (All)	162,200		0.419904	0.41992	\$162,206.16	0.41992	0.41992	\$162,206.16	\$162,206.16	\$162,206.16

State of Illinois )  
 SS )  
 County of Putnam )

I, Tina Dolder, Putnam County Clerk for the County of Putnam, in the State of Illinois, and keeper of the records pertaining to valuations and taxes, DO HEREBY CERTIFY the attached printouts to be true and complete copies of the 2021 tax levies, equalized assessed values, rates, and extensions for the taxing districts in Putnam County which overlap your County.  
 IN TESTIMONY WHEREOF, I have hereunto subscribed my hand and affixed the seal of Putnam County, in my office in Hennepin, Illinois, on this 10th day of May, 2022

( SEAL ) Tina Dolder, Putnam County Clerk

# Tax Computation Report Putnam County

Taxing District T03R - Senachwine Township Road &amp; Bridge


Equalization Factor 1.0000

Property Type	Total EAV	Rate Setting EAV	PTELL Values	
Farm	8,333,461	8,333,461	EZ Value Abated	0
Residential	27,900,822	27,900,822	EZ Tax Abated	\$0.00
Commercial	419,698	419,698	New Property	334,447
Industrial	1,055,581	1,055,581	Annexation EAV	0
Mineral	0	0	Disconnection EAV	0
State Railroad	918,309	918,309	Recovered TIF EAV	0
Local Railroad	0	0	Recovered EZ EAV	0
County Total	38,627,871	38,627,871	Aggregate Ext. Base	0
Total + Overlap	38,627,871	38,627,871	TIF Increment	0

Fund/Name	Levy Request	Maximum Rate	Calc'd Rate	Actual Rate	Non-PTELL Total Extension	Limited Rate	Certified Rate	Total Extension	Total Extension After TIF & EZ	Total Extension w/Overlaps
007 ROAD AND BRIDGE	236,550	0.66000	0.612382	0.61239	\$236,553.22	0.61239	0.61239	\$236,553.22	\$236,553.22	\$236,553.22
008 JOINT BRIDGE R & B	19,600	0.05000	0.050741	0.05000	\$19,313.94	0.05000	0.05000	\$19,313.94	\$19,313.94	\$19,313.94
009 PERMANENT ROAD R & B	0	0.16700	0.167000	0.16700	\$64,508.54	0.16700	0.16700	\$64,508.54	\$64,508.54	\$64,508.54
010 EQUIPMENT R & B	13,700	0.03500	0.035467	0.03500	\$13,519.75	0.03500	0.03500	\$13,519.75	\$13,519.75	\$13,519.75
047 SOCIAL SECURITY	5,500	0.00000	0.014238	0.01424	\$5,500.61	0.01424	0.01424	\$5,500.61	\$5,500.61	\$5,500.61
Totals (Capped)	38,800		0.267446	0.26624	\$102,842.84	0.26624	0.26624	\$102,842.84	\$102,842.84	\$102,842.84
Totals (Not Capped)	236,550		0.612382	0.61239	\$236,553.22	0.61239	0.61239	\$236,553.22	\$236,553.22	\$236,553.22
Totals (All)	275,350		0.879828	0.87863	\$339,396.06	0.87863	0.87863	\$339,396.06	\$339,396.06	\$339,396.06

State of Illinois )  
SS )  
County of Putnam )

I, Tina Dolder, Putnam County Clerk for the County of Putnam, in the State of Illinois, and keeper of the records pertaining to valuations and taxes, DO HEREBY CERTIFY the attached printouts to be true and complete copies of the 2021 tax levies, equalized assessed values, rates, and extensions for the taxing districts in Putnam County which overlap your County.  
IN TESTIMONY WHEREOF, I have hereunto subscribed my hand and affixed the seal of Putnam County, in my office in Hennepin, Illinois, on this 10th day of May, 2022



( SEAL ) Tina Dolder, Putnam County Clerk

# Tax Computation Report Putnam County


Taxing District T04 - Magnolia Township			Equalization Factor 1.0000								
Property Type	Total EAV	Rate Setting EAV	PTELL Values								
Farm	16,383,316	16,383,316	EZ Value Abated	0							
Residential	9,184,970	9,184,970	EZ Tax Abated	\$0.00							
Commercial	1,328,813	1,328,813	New Property	199,572							
Industrial	1,274,441	1,274,441	Annexation EAV	0							
Mineral	0	0	Disconnection EAV	0							
State Railroad	440,584	440,584	Recovered TIF EAV	0							
Local Railroad	0	0	Recovered EZ EAV	0							
County Total	28,612,124	28,612,124	Aggregate Ext. Base	0							
Total + Overlap	28,612,124	28,612,124	TIF Increment	0							

Fund/Name	Levy Request	Maximum Rate	Calc'd Rate	Actual Rate	Non-PTELL Total Extension	Limited Rate	Certified Rate	Total Extension	Total Extension After TIF & EZ	Total Extension w/Overlaps
001 CORPORATE	53,754	0.25000	0.187871	0.18788	\$53,756.46	0.18788	0.18788	\$53,756.46	\$53,756.46	\$53,756.46
005 I. M. R. F.	4,488	0.00000	0.015686	0.01569	\$4,489.24	0.01569	0.01569	\$4,489.24	\$4,489.24	\$4,489.24
017 CEMETERY	577	0.20000	0.002017	0.00202	\$577.96	0.00202	0.00202	\$577.96	\$577.96	\$577.96
027 AUDIT	1,049	0.00500	0.003666	0.00367	\$1,050.06	0.00367	0.00367	\$1,050.06	\$1,050.06	\$1,050.06
035 INSURANCE	3,364	0.00000	0.011757	0.01176	\$3,364.79	0.01176	0.01176	\$3,364.79	\$3,364.79	\$3,364.79
047 SOCIAL SECURITY	3,989	0.00000	0.013942	0.01395	\$3,991.39	0.01395	0.01395	\$3,991.39	\$3,991.39	\$3,991.39
054 GENERAL ASSISTANCE	1,900	0.10000	0.006641	0.00665	\$1,902.71	0.00665	0.00665	\$1,902.71	\$1,902.71	\$1,902.71
Totals (Capped)	69,121		0.241580	0.24162	\$69,132.61	0.24162	0.24162	\$69,132.61	\$69,132.61	\$69,132.61
Totals (Not Capped)	0		0.000000	0.00000	\$0.00	0.00000	0.00000	\$0.00	\$0.00	\$0.00
Totals (All)	69,121		0.241580	0.24162	\$69,132.61	0.24162	0.24162	\$69,132.61	\$69,132.61	\$69,132.61

State of Illinois )  
 SS )  
 County of Putnam )

I, Tina Dolder, Putnam County Clerk for the County of Putnam, in the State of Illinois, and keeper of the records pertaining to valuations and taxes, DO HEREBY CERTIFY the attached printouts to be true and complete copies of the 2021 tax levies, equalized assessed values, rates, and extensions for the taxing districts in Putnam County which overlap your County.  
 IN TESTIMONY WHEREOF, I have hereunto subscribed my hand and affixed the seal of Putnam County, in my office in Hennepin, Illinois, on this 10th day of May, 2022

  
 ( SEAL ) Tina Dolder, Putnam County Clerk

# Tax Computation Report Putnam County

Taxing District T04R - Magnolia Township R &amp; B

Equalization Factor 1.0000

Property Type	Total EAV	Rate Setting EAV	PTELL Values		Road and Bridge Transfer		
Farm	16,383,316	16,383,316	EZ Value Abated	0	Municipality	Fund	Amount Extended
Residential	9,184,970	9,184,970	EZ Tax Abated	\$0.00	MAGN - Magnolia Village	999	\$2,246.74
Commercial	1,328,813	1,328,813	New Property	199,572	MCNB - McNabb Village	999	\$4,400.49
Industrial	1,274,441	1,274,441	Annexation EAV	0	Total		\$6,647.23
Mineral	0	0	Disconnection EAV	0			
State Railroad	440,584	440,584	Recovered TIF EAV	0			
Local Railroad	0	0	Recovered EZ EAV	0			
County Total	28,612,124	28,612,124	Aggregate Ext. Base	0			
Total + Overlap	28,612,124	28,612,124	TIF Increment	0			

Fund/Name	Levy Request	Maximum Rate	Calc'd Rate	Actual Rate	Non-PTELL Total Extension	Limited Rate	Certified Rate	Total Extension	Total Extension After TIF & EZ	Total Extension w/Overlaps
007 ROAD AND BRIDGE	65,000	0.49500	0.227176	0.22718	\$65,001.02	0.22718	0.22718	\$65,001.02	\$65,001.02	\$65,001.02
008 JOINT BRIDGE (R&B)	14,400	0.05000	0.050328	0.05000	\$14,306.06	0.05000	0.05000	\$14,306.06	\$14,306.06	\$14,306.06
009 PERMANENT ROAD	20,000	0.16700	0.069900	0.06991	\$20,002.74	0.06991	0.06991	\$20,002.74	\$20,002.74	\$20,002.74
010 EQUIPMENT AND BUILDING	9,000	0.03500	0.031455	0.03146	\$9,001.37	0.03146	0.03146	\$9,001.37	\$9,001.37	\$9,001.37
027 AUDIT	0	0.00500	0.000000	0.00000	\$0.00	0.00000	0.00000	\$0.00	\$0.00	\$0.00
035 INSURANCE	0	0.00000	0.000000	0.00000	\$0.00	0.00000	0.00000	\$0.00	\$0.00	\$0.00
047 SOCIAL SECURITY	0	0.00000	0.000000	0.00000	\$0.00	0.00000	0.00000	\$0.00	\$0.00	\$0.00
109A MANUAL PRIOR YEAR ADJ	0	0.00000	0.000000	0.00000	\$0.00	0.00000	0.00000	\$0.00	\$0.00	\$0.00
<b>Totals (Capped)</b>	<b>108,400</b>		<b>0.378859</b>	<b>0.37855</b>	<b>\$108,311.19</b>	<b>0.37855</b>	<b>0.37855</b>	<b>\$108,311.19</b>	<b>\$108,311.19</b>	<b>\$108,311.19</b>
<b>Totals (Not Capped)</b>	<b>0</b>		<b>0.000000</b>	<b>0.00000</b>	<b>\$0.00</b>	<b>0.00000</b>	<b>0.00000</b>	<b>\$0.00</b>	<b>\$0.00</b>	<b>\$0.00</b>
<b>Totals (All)</b>	<b>108,400</b>		<b>0.378859</b>	<b>0.37855</b>	<b>\$108,311.19</b>	<b>0.37855</b>	<b>0.37855</b>	<b>\$108,311.19</b>	<b>\$108,311.19</b>	<b>\$108,311.19</b>

State of Illinois )  
 SS )  
 County of Putnam )

I, Tina Dolder, Putnam County Clerk for the County of Putnam, in the State of Illinois, and keeper of the records pertaining to valuations and taxes, DO HEREBY CERTIFY the attached printouts to be true and complete copies of the 2021 tax levies, equalized assessed values, rates, and extensions for the taxing districts in Putnam County which overlap your County.  
 IN TESTIMONY WHEREOF, I have hereunto subscribed my hand and affixed the seal of Putnam County, in my office in Hennepin, Illinois, on this 10th day of May, 2022

( SEAL ) Tina Dolder, Putnam County Clerk



# Tax Computation Report Putnam County

Taxing District    TFD - Tiskilwa Fire District				Equalization Factor   1.0000						
Property Type	Total EAV	Rate Setting EAV	PTELL Values				Overlapping County		Overlap EAV	
Farm	974,102	974,102	EZ Value Abated		0			Bureau County		46,986,232
Residential	16,631,013	16,631,013	EZ Tax Abated		\$0.00			<b>Total</b>		<b>46,986,232</b>
Commercial	0	0	New Property		245,308			<i>* denotes use of estimated EAV</i>		
Industrial	0	0	Annexation EAV		0					
Mineral	0	0	Disconnection EAV		0					
State Railroad	0	0	Recovered TIF EAV		0					
Local Railroad	0	0	Recovered EZ EAV		0					
County Total	17,605,115	17,605,115	Aggregate Ext. Base		0					
Total + Overlap	64,591,347	64,591,347	TIF Increment		0					
Fund/Name	Levy Request	Maximum Rate	Calc'ed Rate	Actual Rate	Non-PTELL Total Extension	Limited Rate	Certified Rate	Total Extension	Total Extension After TIF & EZ	Total Extension w/Overlaps
001 CORPORATE	254,487	0.40000	0.393996	0.39400	\$69,364.15	0.39400	0.39400	\$69,364.15	\$69,364.15	\$254,489.91
027 AUDIT	3,200	0.00500	0.004954	0.00496	\$873.21	0.00496	0.00496	\$873.21	\$873.21	\$3,203.73
035 LIABILITY INSURANCE	30,000	0.00000	0.046446	0.04645	\$8,177.58	0.04645	0.04645	\$8,177.58	\$8,177.58	\$30,002.68
047 SOCIAL SECURITY	18,000	0.00000	0.027868	0.02787	\$4,906.55	0.02787	0.02787	\$4,906.55	\$4,906.55	\$18,001.61
060 UNEMPLOYMENT INSURANC	1,000	0.00000	0.001548	0.00155	\$272.88	0.00155	0.00155	\$272.88	\$272.88	\$1,001.17
062 WORKERS COMPENSATION	40,000	0.00000	0.061928	0.06193	\$10,902.85	0.06193	0.06193	\$10,902.85	\$10,902.85	\$40,001.42
064 AMBULANCE	254,487	0.40000	0.393996	0.39400	\$69,364.15	0.39400	0.39400	\$69,364.15	\$69,364.15	\$254,489.91
Totals (Capped)	601,174		0.930736	0.93076	\$163,861.37	0.93076	0.93076	\$163,861.37	\$163,861.37	\$601,190.43
Totals (Not Capped)	0		0.000000	0.00000	\$0.00	0.00000	0.00000	\$0.00	\$0.00	\$0.00
Totals (All)	601,174		0.930736	0.93076	\$163,861.37	0.93076	0.93076	\$163,861.37	\$163,861.37	\$601,190.43

State of Illinois )  
SS )  
County of Putnam )

I, Tina Dolder, Putnam County Clerk for the County of Putnam, in the State of Illinois, and keeper of the records pertaining to valuations and taxes, DO HEREBY CERTIFY the attached printouts to be true and complete copies of the 2021 tax levies, equalized assessed values, rates, and extensions for the taxing districts in Putnam County which overlap your County.  
IN TESTIMONY WHEREOF, I have hereunto subscribed my hand and affixed the seal of Putnam County, in my office in Hennepin, Illinois, on this 10th day of May, 2022

( SEAL ) Tina Dolder, Putnam County Clerk

# Tax Computation Report Putnam County

Taxing District TIF01 - Granville TIF				Equalization Factor 1.0000						
Property Type	Total EAV	TIF Base EAV	PTELL Values							
Farm	38,186	23,918	EZ Value Abated		0					
Residential	148,227	139,469	EZ Tax Abated		\$0.00					
Commercial	3,409,036	2,399,783	New Property		0					
Industrial	0	0	Annexation EAV		0					
Mineral	0	0	Disconnection EAV		0					
State Railroad	0	0	Recovered TIF EAV		0					
Local Railroad	0	0	Recovered EZ EAV		0					
County Total	3,595,449	2,563,170	Aggregate Ext. Base		0					
Total + Overlap	3,595,449	2,563,170	TIF Increment		1,032,279					
Fund/Name	Levy Request	Maximum Rate	Calc'd Rate	Actual Rate	Non-PTELL Total Extension	Limited Rate	Certified Rate	Total Extension	Total Extension After TIF & EZ	Total Extension w/Overlaps
001 CORPORATE	0	0.00000	0.000000	0.00000	\$0.00	0.00000	0.00000	\$0.00	\$83,574.68	\$83,574.68
Totals (Capped)	0		0.000000	0.00000	\$0.00	0.00000	0.00000	\$0.00	\$0.00	\$0.00
Totals (Not Capped)	0		0.000000	0.00000	\$0.00	0.00000	0.00000	\$0.00	\$83,574.68	\$83,574.68
Totals (All)	0		0.000000	0.00000	\$0.00	0.00000	0.00000	\$0.00	\$83,574.68	\$83,574.68

State of Illinois )  
 SS )  
 County of Putnam )

I, Tina Dolder, Putnam County Clerk for the County of Putnam, in the State of Illinois, and keeper of the records pertaining to valuations and taxes, DO HEREBY CERTIFY the attached printouts to be true and complete copies of the 2021 tax levies, equalized assessed values, rates, and extensions for the taxing districts in Putnam County which overlap your County.  
 IN TESTIMONY WHEREOF, I have hereunto subscribed my hand and affixed the seal of Putnam County, in my office in Hennepin, Illinois, on this 10th day of May, 2022



( SEAL ) Tina Dolder, Putnam County Clerk